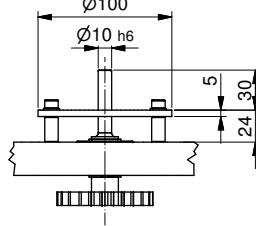
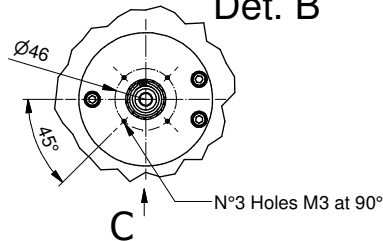


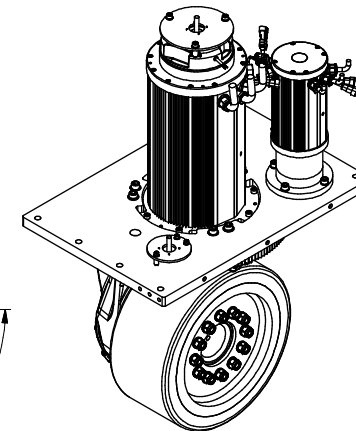
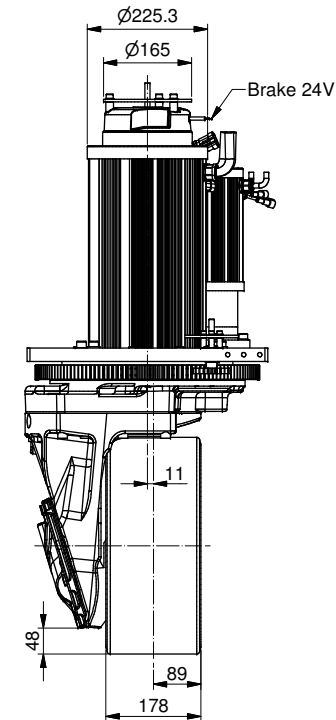
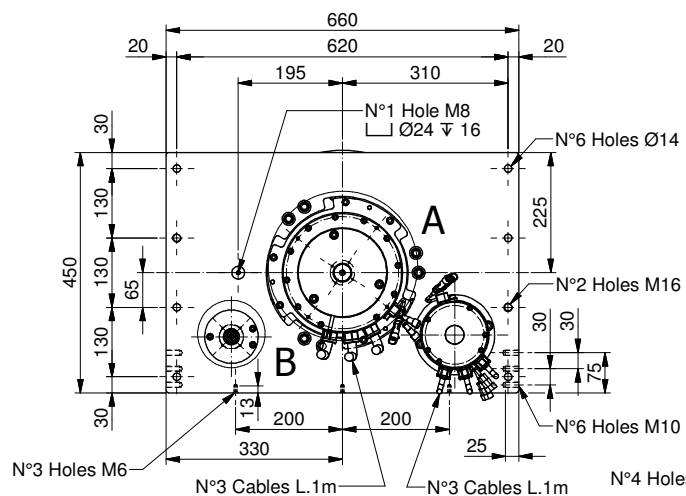
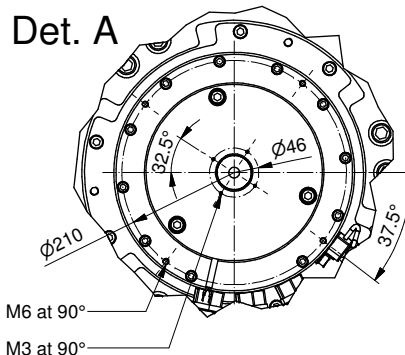
View C



Det. B



Det. A



Traction motor data

Type : AC Asynchronous

| | | |
|---------------------|-----|------|
| Power (S2 - 60 min) | W | 8000 |
| Motor voltage (~3) | V | 48 |
| Battery voltage | V | 72 |
| Speed | Rpm | 1900 |
| Frequency | Hz | 65 |
| Current | A | 138 |
| Torque | Nm | 40.2 |
| Enclosure | IP | 65 |

Traction gear data

| | | |
|--------------------------------|----|--------|
| Gear ratio | i | 1:24.4 |
| Max accel. and braking torque | Nm | 2600 |
| Nominal wheel torque | Nm | 735.5 |
| Max load on vulkollan wheel | Kg | 4300 |
| Max load on poliurethan wheel | Kg | |
| Max load on solid rubber wheel | Kg | |
| Brake torque | Nm | 60 |
| Lubrication | | Oil |

Steering gearmotor data

Type : AC Asynchronous

| | | |
|---------------------|-----|---------|
| Power (S2 - 60 min) | W | 1000 |
| Motor voltage (~3) | V | 48 |
| Battery voltage | V | 72 |
| Motor Speed | Rpm | 2850 |
| Frequency | Hz | 100 |
| Current | A | 18 |
| Motor torque | Nm | 3.4 |
| Gear ratio | i | 1:45.56 |
| Gear output torque | Nm | 116.2 |
| Enclosure | IP | 65 |
| Lubrication | | Grease |

| | | |
|---------------------|----|-----|
| Total Weight | Kg | 285 |
|---------------------|----|-----|

| | | | | |
|---------|------------|---------|------|-----------|
| Data : | 21/11/2017 | Scale : | 1:10 | A3 |
| Date : | | Scale : | | |
| Dis : | | | | |
| Drawn : | R.P. | | | |