


目录 2021-05 | Catalog May 2021

低压一般用途电机

Low voltage General performance motors



目录

Content

04	产品概述	04	General information
06	订购信息	06	Ordering information
07	铭牌	07	Rating plates
08	机械设计	08	Mechanical design
13	变频器驱动	13	Variable speed drives
15	技术数据 IE2	15	Technical data IE2
18	技术数据 IE3	18	Technical data IE3
22	外形图及外形尺寸	22	Dimension drawings
27	变量代码	27	Variant codes
28	一般用途电机简介	28	General performance motors in brief


产品概述

General information

标准

ABB 电机采用全封闭三相鼠笼型设计，其工艺符合 IEC 国际标准以及中国 GB 标准。效率达到 IE2, IE3 能效等级。

生产厂家通过 ISO9001 国际质量认证及 ISO14000 环境标准。



基本特征

绝缘等级	F
防护等级	IP55
冷却方式	IC411
额定电压	380V
额定频率	50Hz
接法	3kW及以下Y接, 3kW以上Δ接
环境温度	-20°C ~ 40°C
海拔不超过	1000m

产品简介

M2BAF 系列电机主要是针对风机、水泵等应用的 OEM 客户设计，适用于水处理、暖通空调、食品饮料等诸多行业。M2BAF 的优异品质及服务为客户提供了增值的空间，并确保了订单的快速交付。

产品特点

- 高性价比：优化配置，经济适用
- 细分市场：中国定制，轻载专用
- 超短交期：大量现货，快速交付
- 超快服务：超快服务，迅速响应

Standards

ABB motors are of the totally enclosed, three phase squirrel cage type, built to comply with international IEC and China GB standards. The efficiency level reaches IE2 and IE3.

Production units are certified to ISO 9001 international quality standard as well as ISO 14000 environmental standards.

IEC/EN

电气 Electrical	机械 Mechanical
IEC/EN 60034-1	IEC 60072
IEC/EN 60034-2-1	IEC/EN 60034-5
IEC/EN 60034-30	IEC/EN 60034-6
IEC/EN 60034-8	IEC/EN 60034-7
IEC/EN 60034-12	IEC/EN 60034-8
	IEC 60034-14

General Feature

Insulation	F
Degrees of protection	IP55
Cooling	IC411
Voltage	380V
Frequency	50Hz
Y connection for 3kW and below, Δ connection for 3kW above	
Ambient temperature	-20°C ~ 40°C
Max altitude	1000m

Brief

M2BAF series motors are mainly tailored for fans and pumps OEM customers, it is suitable for water treatment, HVAC, F&B and many other industries. The excellent quality and service of M2BAF provide customers with value-added space and ensures the fast delivery of orders.

Product Trait

- High cost-effective: optimized configuration, economical and applicable
- Market segment: customized in China, dedicated for light load
- Ultra-short delivery time: large amount of stock, fast delivery
- Excellent service: ultra-fast service, quick response

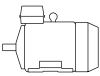
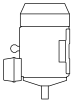
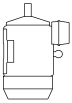
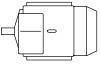
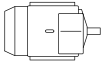
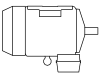
产品概述 - 安装结构形式

General information - Mounting arrangements

底脚安装型电机

Foot-mounted motor

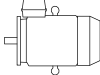
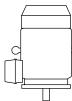
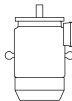

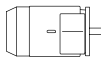
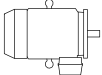
代码 I / 代码 II
Code I / code II

					
IM B3	IM V5	IM V6	IM B6	IM B7	IM B8
IM 1001	IM 1011	IM 1031	IM 1051	IM 1061	IM 1071

凸缘安装型电机，大凸缘

Flange-mounted motor, large flange

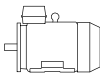
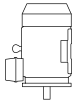
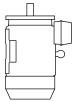


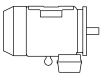
代码 I / 代码 II
Code I / code II

					
IM B5	IM V1	IM V3	*)	*)	*)
IM 3001	IM 3011	IM 3031	IM 3051	IM 3061	IM 3071

底脚和凸缘安装型电机，大凸缘

Foot- and flange-mounted motor with feet, large flange

代码 I / 代码 II
Code I / code II

					
IM B35	IM V15	IM V35	*)	*)	*)
IM 2001	IM 2011	IM 2031	IM 2051	IM 2061	IM 2071

*) Not Stated in IEC 60034-7.
IEC 60034-7 无规定

订购信息

Ordering information

订购时，请按照示例在订单中最少包含以下信息。电机产品代码根据以下示例编写。

When placing an order, please state the following minimum data in the order, as in the example. The product code of the motor is composed in accordance with the following example.

示例	
电机型号	M2BAF 112 MA
极数	4
安装方式 (IM 代码)	IM B3 (IM1001)
额定输出	4 kW
产品代码	3GBA 112 310-ADJCN
附加代码 (如需)	

Example	
Motor type	M2BAF 112 MA
Pole number	4
Mounting arrangement (IM-code)	IM B3 (IM1001)
Rated output	4 kW
Product code	3GBA 112 310-ADJCN
Variant codes if needed	

产品代码说明

Explanation of the product code

电机型号 Motor type	电机尺寸 Motor size	产品代码 Product code	安装方式代码, 电压及频率代码, 产品族代码 Mounting arrangement, voltage and frequency code, generation codes	变量代码 Variant codes
M2BAF	112MA	3GBA 112 310 - ADJCN		002, etc
		1 2 3 4 5 6 7 8 9 10 11 12 13 14		

位置 1-4

3GBA = 全封闭铸铁机座电机

位置 5-6

IEC 机座

07 = 71	11 = 112	20 = 200	31 = 315
08 = 80	13 = 132	22 = 225	35 = 355
09 = 90	16 = 160	25 = 250	
10 = 100	18 = 180	28 = 280	

位置 7

极对数

1=2 极	3=6 极
2=4 极	4=8 极

位置 8 -10

序列号

位置 11

-(破折号)

位置 12

安装方式

A = 底脚安装型电机
B = 凸缘安装型电机

位置 13

电压和频率

D 380 VΔ, 660 VY 50 Hz
S 220 VΔ, 380 VY 50 Hz

位置 14

产品族代码

Positions 1 to 4

3GBA = Totally enclosed motor with cast iron frame

Positions 5 to 6

IEC size

07 = 71	11 = 112	20 = 200	31 = 315
08 = 80	13 = 132	22 = 225	35 = 355
09 = 90	16 = 160	25 = 250	
10 = 100	18 = 180	28 = 280	

Positions 7

Speed (pole pairs)

1=2 poles	3=6 poles
2=4 poles	4=8 poles

Positions 8 to 10

Serial number

Positions 11

-(dash)

Position 12

Mounting arrangement

A = Foot-mounted motor
B = Flange-mounted motor. Large flange.

Position 13

Voltage and frequency

D 380 VΔ, 660 VY 50 Hz
S 220 VΔ, 380 VY 50 Hz

Position 14



Generation code



铭牌



Rating plates



铭牌以表格形式提供两档电压的转速、电流和功率因数的数值。

The rating plates are in table form giving values for speed current and power factor for two voltages.

 ABB Shanghai Motors Co., Ltd Shanghai 200245 P.R. of China								
IEC60034-1								
3~ Motor		M2BAF 80MA 2 IMB3/IM1001				2021		
↔								
No. Ins. cl. F IP 55								
V	Hz	kW	r/min	A	cos φ	Duty		
380 Y	50	0.75	2815	1.73	0.85	S1		
220 D	50	0.75	2815	3	0.85	S1		
IE2-50Hz-77.4%(100%)								
Product code 3GBA081310-ASJCN								
CONVERTER SUPPLY								
QUADRATIC TORQUE: 5-50Hz								
6204-2Z/C3 				6204-2Z/C3				13 kg

 ABB Shanghai Motors Co., Ltd Shanghai 200245 P.R. of China								
IEC60034-1								
3~ Motor		M2BAF 280SMD 2 IMB3/IM1001				2021		
↔								
No. Ins. cl. F IP 55								
V	Hz	kW	r/min	A	cos φ	Duty		
660 Y	50	75	2966	77.8	0.90	S1		
380 D	50	75	2966	135	0.90	S1		
IE2-50Hz-93.8%(100%)								
Product code 3GBA281240-ADJCN								
CONVERTER SUPPLY								
QUADRATIC TORQUE: 5-50Hz								
6316/C3 				6316/C3				527 kg

 ABB Shanghai Motors Co., Ltd Shanghai 200245 P.R. of China								
IE3 IEC60034-1								
3~ Motor		IE3 M2BAF 80MC 2 IMB3/IM1001				2021		
↔								
No. Ins. cl. F IP 55								
V	Hz	kW	r/min	A	cos φ	Duty		
380 Y	50	0.75	2875	1.68	0.84	S1		
220 D	50	0.75	2876	2.9	0.84	S1		
IE3-50Hz-80.7%(100%)								
Product code 3GBA081330-ASKCN								
6204-2Z/C3 								
6204-2Z/C3				6204-2Z/C3				15 kg

 ABB Shanghai Motors Co., Ltd Shanghai 200245 P.R. of China								
IE3 IEC60034-1								
3~ Motor		IE3 M2BAF 280SMF 2 IMB3/IM1001				2021		
↔								
No. Ins. cl. F IP 55								
V	Hz	kW	r/min	A	cos φ	Duty		
660 Y	50	75	2966	77	0.90	S1		
380 D	50	75	2966	134	0.90	S1		
IE3-50Hz-94.7%(100%)								
Product code 3GBA281260-ADKCN								
6316/C3 								
6316/C3				6316/C3				527 kg

说明:
铭牌图片仅供格式参考，最终数据以实际铭牌为准。

Remark:
The format of the rating plate is for reference only. The final figure will be subject to the actual rating plate.

机械设计

Mechanical design

轴承

电机通常安装以下单列深沟球轴承。

标准设计

机座号	极数	标准设计	
		深沟球轴承	
		D 端	N 端
71	2-8	6203-2Z/C3	6202-2Z/C3
80	2-8	6204-2Z/C3	6204-2Z/C3
90	2-8	6205-2Z/C3	6205-2Z/C3
100	2-8	6206-2Z/C3	6206-2Z/C3
112	2-8	6206-2Z/C3	6206-2Z/C3
132	2-8	6208-2Z/C3	6208-2Z/C3
160	2-8	6309-2Z/C3	6209-2Z/C3
180	2-8	6310-2Z/C3	6309-2Z/C3
200	2-8	6312-2Z/C3	6309-2Z/C3
225	2-8	6313-2Z/C3	6310-2Z/C3
250	2-8	6315-2Z/C3	6312-2Z/C3
280	2-8	6316/C3	6316/C3
315	2	6316/C3	6316/C3
	4-8	6319/C3	6316/C3
355	2	6316/C3	6316/C3
	4-8	6322/C3	6316/C3

说明：

电机铭牌上显示轴承型号及描述方式仅供客户更换、维修轴承作参考，不代表轴承品牌，具体的轴承品牌以公司实际使用的为准。

轴向锁定轴承

所有电机在 D 端标配轴向锁定轴承。

Bearings

General performance motors are normally fitted with single-row deep-groove ball bearings, as shown in the table below.

Standard designs

Motor size	Number of poles	Standard design	
		Deep groove ball bearings	
		D-end	N-end
71	2-8	6203-2Z/C3	6202-2Z/C3
80	2-8	6204-2Z/C3	6204-2Z/C3
90	2-8	6205-2Z/C3	6205-2Z/C3
100	2-8	6206-2Z/C3	6206-2Z/C3
112	2-8	6206-2Z/C3	6206-2Z/C3
132	2-8	6208-2Z/C3	6208-2Z/C3
160	2-8	6309-2Z/C3	6209-2Z/C3
180	2-8	6310-2Z/C3	6309-2Z/C3
200	2-8	6312-2Z/C3	6309-2Z/C3
225	2-8	6313-2Z/C3	6310-2Z/C3
250	2-8	6315-2Z/C3	6312-2Z/C3
280	2-8	6316/C3	6316/C3
315	2	6316/C3	6316/C3
	4-8	6319/C3	6316/C3
355	2	6316/C3	6316/C3
	4-8	6322/C3	6316/C3

Remark:

The bearing type and description on rating plate do not represent the bearing brand, instead it is a technical consideration that can help the owner to make replacement and set up a maintenance program. The brand is subject to the bearing installed.

Axially-locked bearings

All motors are equipped as standard with an axially locked bearing. General at D-end.

机械设计

Mechanical design

轴承寿命

根据 ISO 281, 轴承的正常寿命 L_{10h} 定义为在特定条件下 90% 的相同轴承在一系列测试中所达到或超过的运行小时数。50% 的轴承至少达到这一数字的五倍。

润滑

电机交货时, 已经使用优质的润滑脂对电机进行润滑。
机座号71-250电机采用永久性润滑轴承。
机座号280-355电机采用再润滑轴承。

以下数值可作为轴承使用寿命指导值, 具体寿命取决于应用和负载情况: 2-8 极电机约为 40,000 小时。

皮带轮直径

所需轴承寿命确定后, 最小允许皮带轮直径可使用 F_R 计算, 如下所示:

$$D = \frac{1.9 \cdot 10^7 \cdot K \cdot P}{n \cdot F_R}$$

其中:

D:	带轮直径, 单位 (mm)
P:	功率要求, kW
n:	电机转速, r/min
K:	皮带张力因数, 取决于皮带类型和负载类型。 V 形皮带通用值为 2.5。
F_R :	允许径向力

Bearing life

The nominal life L_{10h} of a bearing is defined according to ISO 281 as the number of operating hours achieved or exceeded by 90% of identical bearings in a large test series under specified conditions. 50% of bearings achieve at least five times this lifetime.

Lubrication

On delivery, the motor are ready lubricated with high quality grease. In motor sizes 71-250, Motors are equipped with permanently greased bearings. In motor sizes 280-355, Motors are equipped with regreasable bearings.

The following values can be used as a guide for bearing lifetime, depending on application and load conditions: 2-8 pole motors about 40,000h.

Pulley diameter

When the desired bearing life has been determined, the minimum permissible pulley diameter can be calculated with F_R as follows:

$$D = \frac{1.9 \cdot 10^7 \cdot K \cdot P}{n \cdot F_R}$$

Where:

D:	Pulley diameter, mm
P:	Power requirement, kW
n:	Motor speed, r/min
K:	Belt tension factor, dependent on belt type and type of duty A common value of V-belts is 2.5
F_R :	Permissible radial force

机械设计

Mechanical design

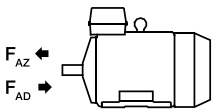
轴上允许负载

允许轴向力

表中提供了环境温度为 25°C 时，50Hz 的正常条件下，径向力为零时的轴伸允许轴向力 (N)。分别对轴承寿命满足 20000 和 40000 小时进行计算。

需提供同时存在径向力和轴向力的允许负载值，请联系 ABB。

给定轴向力 F_{AD} ，假设 D 端轴承由锁环锁定。



安装方式 IM B3

机座号 Motor size	极数 No. of poles	轴伸长度 Length of shaft extension E (mm)	深沟球轴承 Basic design with deep groove ball bearings			
			20,000小时 20,000 h		40,000小时 40,000 h	
			F_{AD} (N)	F_{AZ} (N)	F_{AD} (N)	F_{AZ} (N)
71	2	30	580	300	465	185
	4	30	725	445	580	300
	6	30	810	530	670	390
	8	30	995	715	785	505
80	2	40	750	430	595	275
	4	40	940	620	750	430
	6	40	1055	735	870	550
	8	40	1360	960	1070	670
90	2	50	845	445	675	275
	4	50	1050	650	840	440
	6	50	1175	775	935	535
	8	50	1445	885	1160	600
100	2	60	1175	615	940	380
	4	60	1465	905	1175	615
	6	60	1640	1080	1305	745
	8	60	1845	1325	1465	945
112	2	60	1175	615	935	375
	4	60	1460	900	1170	610
	6	60	1635	1075	1300	740
	8	60	1845	1325	1465	945
132	2	80	1675	795	1415	535
	4	80	2110	1230	1665	785
	6	80	2450	1570	1950	1070
	8	80	2795	1915	2185	1305
160	2	110	2905	2205	2280	1580
	4	110	3815	3115	2905	2205
	6	110	4415	3715	3360	2660
	8	110	5245	4545	4015	3115
180	2	110	3430	2550	2700	1820
	4	110	4405	3525	3425	2545
	6	110	5195	4315	3960	3080
	8	110	5780	4900	4405	3525

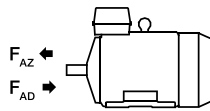
Permissible loading on the shaft

Permissible axial forces

The following table gives the permissible axial forces on shaft in Newton, assuming zero radial force, ambient temperature of 25°C, and normal conditions at 50Hz. The values are given for calculated bearing life of 20000 and 40000 hours per motor size.

Permissible loads of simultaneous radial and axial forces can be supplied on request.

For axial force F_{AD} , it is assumed that the D-bearing is locked with a locking ring.



Mounting arrangement IM B3

机座号 Motor size	极数 No. of poles	轴伸长度 Length of shaft extension E (mm)	深沟球轴承 Basic design with deep groove ball bearings			
			20,000小时 20,000 h		40,000小时 40,000 h	
			F_{AD} (N)	F_{AZ} (N)	F_{AD} (N)	F_{AZ} (N)
200	2	110	4325	3445	3375	2495
	4	110	5585	4705	4320	3440
	6	110	6630	5750	5015	4135
	8	110	7375	6495	5585	4705
225	2	110	4905	3965	3820	2880
	4	140	6345	5405	4900	3960
	6	140	7535	6595	5690	4750
	8	140	8390	7450	6340	5400
250	2	140	6125	4605	4810	3290
	4	140	7860	6340	6120	4600
	6	140	9325	7805	7075	5555
	8	140	10350	8830	7855	6335
280	2	140	6060	4060	4530	2530
	4	140	7380	5380	6010	4010
	6	140	8850	6850	6710	4710
	8	140	12065	10055	9560	7965
315SM	2	140	6180	4180	4820	2820
	4	170	9370	7370	7170	5170
	6	170	10820	8820	8230	6230
	8	170	14760	12185	11685	9645
315ML	2	140	6120	4120	4760	2760
	4	170	9280	7280	7080	5080
	6	170	10700	8700	8110	6110
	8	170	14925	12585	11805	9960
355SM	2	140	5782	4070	4432	2720
	4	210	11372	9660	8572	6860
	6	210	13172	11460	9852	8140
	8	210	18805	15530	14870	12275

允许径向力

表中提供了环境温度为 25°C 时，50Hz 的正常条件下，轴向力为零时的轴伸允许径向力 (N)。分别对轴承寿命满足 20,000 小时和 40,000 小时进行计算。

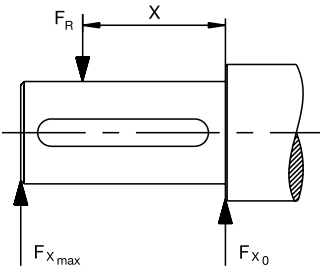
电机为底座安装型 IM B3，并且含横向力。在某些情况下，轴的强度影响允许负载力。

需提供同时存在径向力和轴向力的允许负载值，请联系 ABB。

如果径向力作用于点 X_0 和 X_{max} 之间，则允许负载力 F_R 可以通过以下公式计算：

$$F_R = F_{X_0} - \frac{X}{E} (F_{X_0} - F_{X_{max}})$$

E : 基本型号中的轴伸长度



Permissible radial forces

The following table gives the permissible radial forces on shaft in Newton, assuming zero axial force, ambient temperature of 25°C, and normal conditions at 50Hz. The values are given for calculated bearing life of 20,000 and 40,000 hours per motor size.

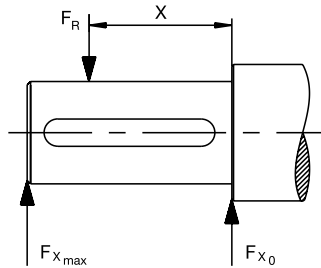
These calculated values further assume mounting position IM B3 (foot-mounted), with force directed sideways. In some cases, the strength of the shaft affects permissible forces.

Permissible loads of simultaneous radial and axial forces can be supplied on request.

If the radial force is applied between points X_0 and X_{max} , the permissible force F_R can be calculated with the following formula:

$$F_R = F_{X_0} - \frac{X}{E} (F_{X_0} - F_{X_{max}})$$

E : Length of the shaft extension in the standard version



机座号 Motor size	极数 No. of poles	轴伸长度 Length of shaft extension E (mm)	深沟球轴承 Basic design with deep groove ball bearings			
			20,000小时 20,000 h	40,000小时 40,000 h	F_{X_0} (N)	$F_{X_{max}}$ (N)
71	2	30	545	465	430	370
	4	30	685	585	545	465
	6	30	785	660	620	530
	8	30	905	770	720	610
80	2	40	740	620	585	490
	4	40	925	775	730	615
	6	40	1065	890	840	705
80M	8	40	1245	1045	990	830
80ML	8	40	1235	995	980	790
90S	2	50	795	645	625	510
	4	50	1000	815	790	645
	6	50	1145	935	905	740
	8	50	1290	1085	1020	860
90L	2	50	795	660	630	520
	4	50	1005	830	790	655
	6	50	1150	950	910	750
	8	50	1290	1085	1020	860
100	2	60	1110	895	875	705
	4	60	1395	1120	1100	885
	6	60	1605	1290	1265	1020
100L	8	60	1775	1430	1405	1135
100LK	8	60	1800	1485	1425	1180
112	2	60	1120	925	885	730
	4	60	1405	1160	1105	915
	6	60	1615	1335	1275	1050
	8	60	1795	1470	1420	1165
132S	2	80	1630	1270	1285	1000
	4	80	2055	1600	1620	1260
	6	80	2360	1840	1860	1450
	8	80	2690	2155	2130	1710
132M	4	80	2075	1665	1630	1310
	6	80	2375	1905	1865	1495
	8	80	2690	2155	2130	1710

机座号 Motor size	极数 No. of poles	轴伸长度 Length of shaft extension E (mm)	深沟球轴承 Basic design with deep groove ball bearings			
			20,000小时 20,000 h	40,000小时 40,000 h	F_{X_0} (N)	$F_{X_{max}}$ (N)
160	2	110	3265	2535	2590	2010
	4	110	4155	3295	3290	2610
	6	110	4760	3775	3770	2990
	8	110	5260	4255	4250	3370
180	2	110	3905	3175	3095	2515
	4	110	4920	3995	3900	3165
	6	110	5680	4715	4505	3735
	8	110	6260	5190	4960	4115
200	2	110	5165	4360	4095	3460
	4	110	6500	5490	5150	4350
	6	110	7355	6025	5830	4780
	8	110	8200	6930	6500	5495
225	2	110	5865	4910	4650	3890
	4	140	7390	5920	5855	4690
	6	140	8455	6775	6700	5370
	8	140	9310	7460	7380	5915
250	2	140	7185	5825	5695	4620
	4	140	9090	7475	7205	5925
	6	140	10410	8560	8255	6785
	8	140	11460	9425	9085	7470
280	2	140	6590	5500	5100	4250
	4	140	8310	6930	6430	5360
	6	140	9460	7890	7310	6090
	8	140	12065	10055	9560	7965
315SM	2	140	6610	5630	5060	4310
	4	170	10390	8580	7980	6590
	6	170	11740	9690	8980	7420
	8	170	14760	12185	11685	9645
315ML	2	140	6540	5670	4970	4310
	4	170	10300	8690	7860	6630
	6	170	11610	9790	8810	7430
	8	170	14925	12585	11805	9960
355SM	2	140	6030	5280	4460	3910
	4	210	13240	10930	10030	8280
	6	210	14900	12310	11240	9280
	8	210	18805	15530	14870	12275

机械设计

Mechanical design

标准接线盒交付

标准接线盒的防护等级为 IP55。标准情况下，接线盒安装在电机 D 端顶部。此外，还可以将接线盒安装在左侧或右侧，请参考订购信息。机座号 71-132 的电机，采用一体式接线盒。机座号 160-355 的电机，采用分体式接线盒。

机座号为 160-355 的电机接线盒可 4x90° 转动。因此电机的两侧都可以接入电缆。但对于机座号为 71-132 的标准电机，接线盒无法转动。

如果未另行规定，则采用标准交付。

Standard terminal box

The degree of protection for the standard terminal box is IP 55. By default, terminal boxes are mounted on top of the motor at D-end. In motor sizes 71-132, the terminal box is integrated in motor frame. In motor sizes 160-355, the terminal box is separate from motor frame.

The terminal boxes of motor sizes 160-355 can be turned 4x90°, to allow cable entry from either side of motor. For motor sizes 71-132, turning is not possible in the standard motor.

Standard delivery if no other information is provided.

机座号 Motor size	极数 Pole number	螺纹孔 Threaded holes	电缆外径 mm Cable outer diameter mm	单芯横截面 平方毫米/相 Single core cross-section mm ² /phase	端子螺栓尺寸 6x terminal bolt size 6x
71	2-8	2xM16x1.5	Ø5-9	2.5	M4
80-90	2-8	2xM25x1.5	Ø11-16	4	M4
100-132	2-8	2xM32x1.5	Ø14-21	10	M5
160-200	2-8	2xM40x1.5+M16x1.5	Ø19-27	35	M6
225-250	2-8	2xM63x1.5+M16x1.5	Ø34-45	70	M10
280	2-8	2xM63x1.5, 2xM20x1.5	2xØ32-49, Ø8-14	2x150	M10
315	2-8	2xM63x1.5, 2xM20x1.5	2xØ32-49, Ø8-14	2x240	M12
355	2-8	2xM75x1.5, 2xM20x1.5	2xØ48-60, Ø8-14	4x240	M12

电机接地 Earthing	机座接地 Earthing on frame	主接线盒接地 Earthing in main terminal box
71-132	M5	M5
160-250	M6	M6
280-355	M10	M10

变频器驱动

Variable speed drives

轴承电流

功率大于等于 100kW 的电机应该采用消除轴承电流和电压的防护措施,使用镀陶轴(变量代码 692)或绝缘轴承(变量代码 701)。

Bearing current

$P \geq 100\text{kW}$ motors should adopt protect measures to eliminate bearing current and voltage, ether by ceramic coated shaft (variant code 692) or by insulated bearing (variant code 701).

运行速度

低压一般用途电机设计为可在较宽的转速范围内工作,并且转速也大大高于标称值。最高速度可以在电机铭牌或 DriveSize 中找到。除此之外,请确保不超过整个应用的最大或临界速度。

Operating speed

General performance motors are designed to work over a wide speed range and also at speeds significantly higher than nominal. The maximum speeds can be found on motor rating plates or in DriveSize. In addition to motor speed, make sure that the maximum or critical speed of the entire application is not exceeded.

表 1 中显示了低压一般用途电机的最大转速限值

Guideline maximum speed values for general performance motors are shown in Table 1.

机座号	转速限值 r/min	
	2 极电机	4~8 极电机
71-112	6000	6000
132-200	4500	4500
225-250	3600	3600
280	3600	2500
315 SM	3600	2000
315 ML	3600	2000
355	3600	1800

Motor size	Maximum speed, r/min	
	2-pole motors	4~8 pole motors
71-112	6000	6000
132-200	4500	4500
225-250	3600	3600
280	3600	2500
315 SM	3600	2000
315 ML	3600	2000
355	3600	1800

变频器驱动的电动机负载能力

变频器驱动和直接启动的电动机的运行温升存在差异,其受到诸如以下因素的影响:取决于电动机的轴流风扇的冷却效果,变频器谐波导致损耗增加,和在弱磁点上磁通量的降低。所有这些因素的影响都体现在负载曲线中。

Motor loadability with frequency converter drives

The difference in the temperature rise of a motor run direct on line compared to the same motor run with a converter is influenced by factors such as the cooling effect of a shaft-mounted fan depending on the speed of the motor, increased losses due to harmonics generated by the converter and reduced flux above the field weakening point. The effects of all these factors are combined in the loadability curves.

图 1-2 中所示的负载能力曲线是通用的,可以为以变频器驱动的低压电机提供指导。

The loadability curves shown in Figures 1-2 are generic and give indicative guidelines for dimensioning low-voltage motors used with a frequency converter.

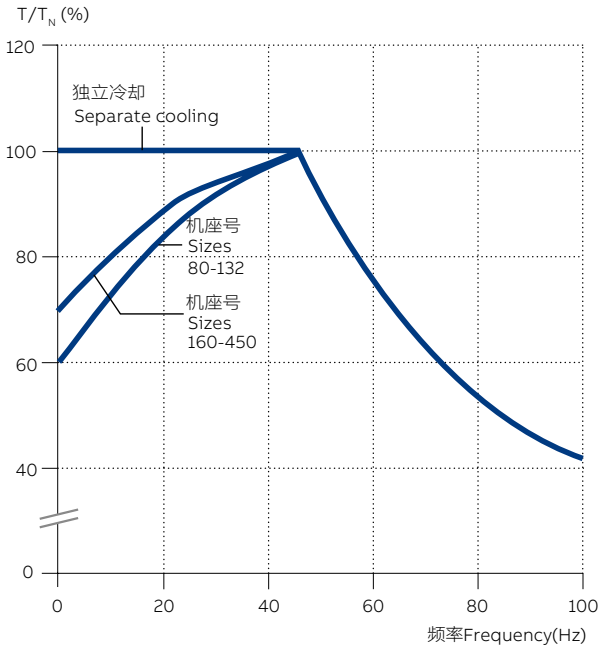
变频器驱动 Variable speed drives

图 1 具有 DTC 控制的 ABB 变频器负载曲线

Figure 1. Loadability curves for ABB frequency converters with DTC control

B 级温升

Temperature rise B



F 级温升

Temperature rise F

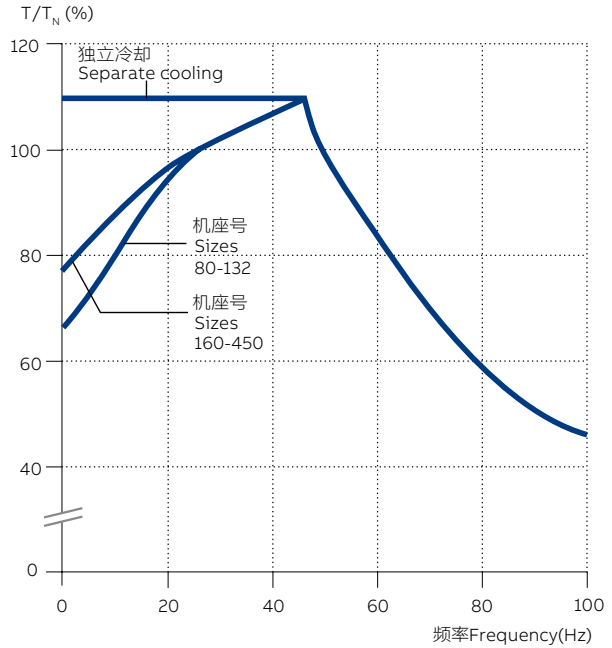
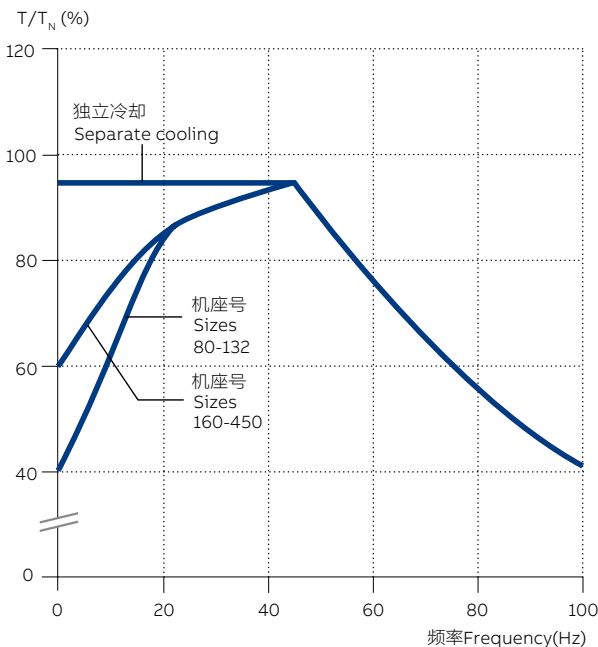


图 2 其它控制类型的变频器负载曲线

Figure 2. Loadability curves for other frequency converters

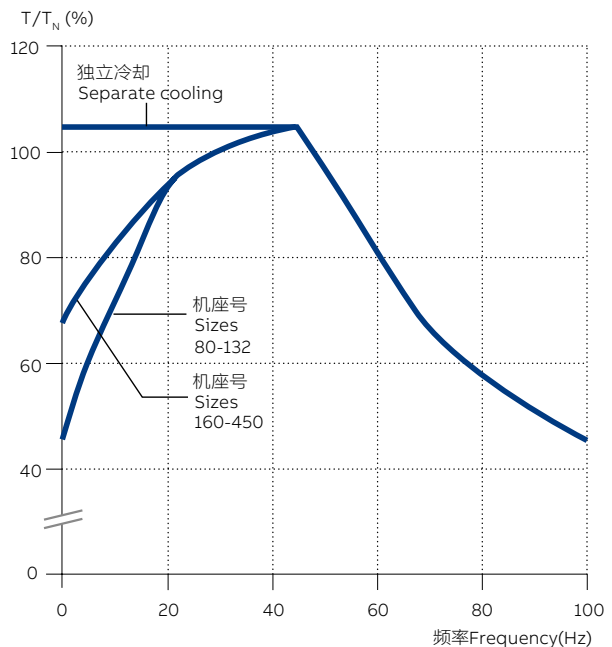
B 级温升

Temperature rise B



F 级温升

Temperature rise F



技术数据

Technical data

IE2

2P 380V 50Hz

三相全封闭鼠笼式电机的技术数据

Technical data for totally enclosed squirrel cage three phase motors

IP55 - IC411 绝缘等级 F, 温升等级 B

符合IEC 60034-30-1:2014 的IE2 效率等级

IP55 - IC411 Insulation class F, temperature class B

IE2 according to IEC 60034-30-1:2014

输出 Output	电机型号 Motor type	产品代码 Product code	转速 Speed	效率 / Efficiency IEC 60034-30-1:2014			功率 因数 Power factor cosφ	电流 Current			转矩 / Torque			转动惯量 Moment of inertia J=1/4 GD ² kgm ²	重量 Weight kg	声压等级 Sound pressure level, L _{PA} dB
				满载 load 100%	3/4 负载 load 75%	1/2 负载 load 50%		I _N A	I _s /I _N	T _N Nm	T _I / T _N	T _B / T _N				
kW			r/min													
3000 r/min = 2 / 2 poles			380 V 50Hz				CENELEC-			design						
0.37	M2BAF 71MA 2	3GBA071310-..JCN	2769	69.5	68.9	65.8	0.83	0.92	4.9	1.3	2.5	3.0	0.00033	9	56	
0.55	M2BAF 71MB 2	3GBA071320-..JCN	2790	74.1	73.8	71.5	0.82	1.31	5.2	1.9	2.8	3.2	0.00041	10	58	
0.75	M2BAF 80MA 2	3GBA081310-..JCN	2815	77.4	77.5	76.1	0.85	1.73	5.7	2.5	2.6	3.7	0.00067	14	63	
1.1	M2BAF 80MB 2	3GBA081320-..JCN	2819	79.6	80.2	79.3	0.86	2.50	5.6	3.7	2.8	3.4	0.0009	15	62	
1.5	M2BAF 90SA 2	3GBA091110-..JCN	2875	81.3	80.6	78.5	0.83	3.36	6.7	4.9	2.8	3.5	0.0021	21	66	
2.2	M2BAF 90LA 2	3GBA091510-..JCN	2881	83.2	83.6	82.9	0.87	4.58	7.1	7.3	2.8	3.4	0.0027	24	67	
3	M2BAF 100LA 2	3GBA101510-..JCN	2910	84.6	84.2	82.5	0.88	6.15	8.3	9.8	3.7	4.5	0.0048	32	74	
4	M2BAF 112MA 2	3GBA111310-..JCN	2902	85.8	85.7	84.3	0.89	8.04	8.5	13	3.7	4.2	0.0056	36	74	
5.5	M2BAF 132SA 2	3GBA131110-..JCN	2896	87.0	87.1	85.4	0.87	11.0	7.0	18	1.8	3.2	0.010	53	74	
7.5	M2BAF 132SB 2	3GBA131120-..JCN	2911	88.1	88.2	86.8	0.87	14.9	7.5	25	2.2	3.5	0.012	57	72	
11	M2BAF 160MLA 2	3GBA161410-..JCN	2919	89.4	89.9	89.6	0.88	21.3	6.2	36	2.2	3.1	0.041	103	72	
15	M2BAF 160MLB 2	3GBA161420-..JCN	2929	90.3	90.7	90.5	0.90	28.0	7.0	49	2.7	3.1	0.054	116	72	
18.5	M2BAF 160MLC 2	3GBA161430-..JCN	2932	90.9	91.2	91.1	0.89	34.4	7.9	60	2.8	3.4	0.060	124	73	
22	M2BAF 180MLA 2	3GBA181410-..JCN	2935	91.3	91.7	91.6	0.89	40.8	7.8	72	3.4	3.5	0.073	151	72	
30	M2BAF 200MLA 2	3GBA201410-..JCN	2952	92.0	91.7	90.9	0.88	56.7	8.1	97	3.5	3.8	0.11	198	81	
37	M2BAF 200MLB 2	3GBA201420-..JCN	2943	92.5	92.8	92.6	0.91	67.0	7.2	120	3.3	3.4	0.14	229	80	
45	M2BAF 225SMA 2	3GBA221210-..JCN	2955	92.9	93.1	92.7	0.88	83.2	8.2	146	3.4	3.4	0.23	275	82	
55	M2BAF 250SMA 2	3GBA251210-..JCN	2958	93.2	93.5	93.4	0.89	99.9	7.4	177	3.1	2.7	0.34	335	78	
75	M2BAF 280SMD 2	3GBA281240-..JCN	2966	93.8	94.3	94.4	0.90	135	7.1	241	2.4	3.0	0.60	527	78	
90	M2BAF 280SME 2	3GBA281250-..JCN	2965	94.1	94.5	94.6	0.91	159	7.2	290	2.7	3.0	0.70	576	75	
110	M2BAF 315SMA 2	3GBA311210-..JCN	2981	94.3	93.8	92.4	0.86	206	6.8	352	2.0	2.9	1.2	767	78	
132	M2BAF 315SMB 2	3GBA311220-..JCN	2979	94.6	94.3	93.2	0.87	243	6.9	423	2.1	2.8	1.4	827	78	
160	M2BAF 315SMC 2	3GBA311230-..JCN	2979	94.8	94.8	93.9	0.88	289	7.0	513	2.3	2.7	1.7	917	78	
185	M2BAF 315MLB 2	3GBA311420-..JCN	2975	95.0	95.2	94.8	0.89	333	6.6	594	2.5	2.4	2.0	1003	83	
200	M2BAF 315MLA 2	3GBA311410-..JCN	2978	95.0	94.8	94.1	0.89	358	7.1	641	2.6	2.6	2.1	1037	83	
220	M2BAF 355SMD 2	3GBA351240-..JCN	2984	95.0	94.7	93.4	0.89	395	7.1	704	1.7	3.3	2.7	1318	83	
250	M2BAF 355SMA 2	3GBA351210-..JCN	2981	95.0	94.8	94.0	0.90	445	6.2	800	1.4	2.5	2.7	1329	83	
280	M2BAF 355SME 2	3GBA351250-..JCN	2972	95.0	95.2	94.7	0.88	509	4.7	890	1.4	2.2	3.0	1364	83	
315	M2BAF 355SMB 2	3GBA351220-..JCN	2978	95.0	95.0	94.3	0.89	563	6.5	1009	1.7	2.5	3.4	1469	83	
355 ¹⁾	M2BAF 355SMC 2	3GBA351230-..JCN	2981	95.0	95.1	94.6	0.89	635	6.8	1136	1.9	2.4	3.6	1539	83	

¹⁾ 温升等级 F ¹⁾ temperature rise class F

产品代码中的两个圆点表示可选的安装方式、电压及频率代码（见订购信息一页）。

The two bullets in the product code indicate choice of mounting arrangements, voltage and frequency code (see ordering information page).

I_s / I_N = 启动电流
T_I / T_N = 转子堵转转矩
T_B / T_N = 最大转矩

I_s / I_N = Starting current
T_I / T_N = Locked rotor torque
T_B / T_N = Breakdown torque

技术数据

Technical data

IE2

4P 380V 50Hz

三相全封闭鼠笼式电机的技术数据

Technical data for totally enclosed squirrel cage three phase motors

IP55 - IC411 绝缘等级 F, 温升等级 B

符合 IEC 60034-30-1:2014 的 IE2 效率等级

IP55 - IC411 Insulation class F, temperature class B

IE2 according to IEC 60034-30-1:2014

输出 Output	电机型号 Motor type	产品代码 Product code	转速 Speed	效率 / Efficiency IEC 60034-30-1:2014			功率 因数 Power factor cos ϕ	电流 Current		转矩 / Torque			转动惯量 Moment of inertia J=1/4 GD ² kgm ²	重量 Weight kg	声压等级 Sound pressure level, L _{PA} dB
				满载 load 100%	3/4 负载 load 75%	1/2 负载 load 50%		I _N A	I _s /I _N	T _N Nm	T _l / T _N	T _B / T _N			
kW			r/min												
1500 r/min = 4 极 / 4 poles			380 V 50Hz			CENELEC- 设计 design									
0.25	M2BAF 71MA 4	3GBA072310-...JCN	1412	68.5	66.5	61.0	0.74	0.73	4.6	1.7	1.9	2.7	0.00059	9	49
0.37	M2BAF 71MB 4	3GBA072320-...JCN	1408	72.7	71.3	67.0	0.73	1.07	4.9	2.5	2.3	2.8	0.00076	10	46
0.55	M2BAF 80MA 4	3GBA082310-...JCN	1429	77.1	76.6	74.0	0.78	1.40	5.7	3.7	2.2	2.7	0.0021	15	54
0.75	M2BAF 80MB 4	3GBA082320-...JCN	1438	79.6	79.5	76.4	0.74	1.97	6.4	5.0	3.4	3.5	0.0025	18	53
1.1	M2BAF 90SA 4	3GBA092110-...JCN	1440	81.4	80.4	77.3	0.76	2.70	6.3	7.4	3.5	3.8	0.0037	22	51
1.5	M2BAF 90LA 4	3GBA092510-...JCN	1435	82.8	83.8	83.1	0.77	3.55	6.6	10	3.3	3.8	0.0046	24	55
2.2	M2BAF 100LA 4	3GBA102510-...JCN	1439	84.3	84.2	82.9	0.81	4.94	7.0	15	2.9	3.5	0.0076	31	55
3	M2BAF 100LB 4	3GBA102520-...JCN	1436	85.5	85.7	84.6	0.81	6.60	7.2	20	3.4	3.8	0.0094	35	58
4	M2BAF 112MA 4	3GBA112310-...JCN	1433	86.6	87.0	86.1	0.82	8.64	7.1	27	3.6	3.9	0.012	41	56
5.5	M2BAF 132SA 4	3GBA132110-...JCN	1451	87.7	87.8	87.1	0.80	12.0	6.4	36	2.2	3.0	0.026	59	65
7.5	M2BAF 132MA 4	3GBA132310-...JCN	1453	88.7	88.9	88.6	0.80	16.2	6.8	49	2.3	3.2	0.032	70	67
11	M2BAF 160MLA 4	3GBA162410-...JCN	1461	89.8	90.2	90.0	0.81	23.2	7.0	72	2.9	2.9	0.078	111	67
15	M2BAF 160MLB 4	3GBA162420-...JCN	1463	90.6	91.0	90.9	0.83	30.3	7.4	98	2.9	3.3	0.10	126	66
18.5	M2BAF 180MLA 4	3GBA182410-...JCN	1467	91.2	91.5	91.2	0.82	37.5	7.9	121	3.3	3.7	0.12	156	65
22	M2BAF 180MLB 4	3GBA182420-...JCN	1468	91.6	91.7	91.1	0.81	45.2	8.7	143	3.7	4.1	0.14	169	66
30	M2BAF 200MLA 4	3GBA202410-...JCN	1471	92.3	92.7	92.9	0.83	59.8	6.5	194	2.7	2.8	0.24	222	68
37	M2BAF 225SMA 4	3GBA222210-...JCN	1476	92.7	93.0	93.0	0.84	72.3	6.9	239	2.8	2.9	0.35	265	69
45	M2BAF 225SMB 4	3GBA222220-...JCN	1480	93.1	93.4	93.0	0.83	88.0	7.5	291	3.0	3.1	0.42	292	69
55	M2BAF 250SMA 4	3GBA252210-...JCN	1478	93.5	93.8	93.4	0.85	106	7.1	356	2.9	2.9	0.53	340	77
75	M2BAF 280SMD 4	3GBA282240-...JCN	1476	94.0	94.3	93.9	0.85	142	7.8	485	2.8	3.1	0.90	520	70
90	M2BAF 280SME 4	3GBA282250-...JCN	1476	94.2	94.8	94.7	0.87	167	7.8	582	2.9	3.1	1.1	583	70
110	M2BAF 315SMA 4	3GBA312210-...JCN	1487	94.5	94.5	93.7	0.86	205	6.3	706	2.1	2.6	2.3	792	78
132	M2BAF 315SMB 4	3GBA312220-...JCN	1486	94.7	94.8	94.2	0.87	245	6.4	847	2.0	2.4	2.6	847	78
160	M2BAF 315SMC 4	3GBA312230-...JCN	1485	94.9	95.1	94.5	0.86	298	6.6	1027	2.1	2.6	2.9	887	78
185	M2BAF 315MLB 4	3GBA312420-...JCN	1485	95.1	95.4	95.1	0.86	344	6.2	1190	2.3	2.5	3.2	964	78
200	M2BAF 315MLA 4	3GBA312410-...JCN	1484	95.1	95.3	94.9	0.87	369	6.4	1286	2.1	2.5	3.5	1012	78
220	M2BAF 355SMD 4	3GBA352240-...JCN	1483	95.1	95.3	94.9	0.86	409	4.7	1416	1.5	2.0	5.0	1359	82
250	M2BAF 355SMA 4	3GBA352210-...JCN	1487	95.1	95.2	94.4	0.86	464	6.0	1605	1.8	2.3	5.4	1419	82
280	M2BAF 355SME 4	3GBA352250-...JCN	1481	95.1	95.5	95.4	0.85	526	4.4	1806	1.5	1.8	6.9	1588	82
315	M2BAF 355SMB 4	3GBA352220-...JCN	1487	95.1	95.2	94.6	0.86	583	6.7	2021	2.0	2.4	6.9	1589	82
355	M2BAF 355SMC 4	3GBA352230-...JCN	1485	95.1	95.4	94.9	0.87	649	6.1	2279	2.1	2.3	7.2	1669	84

产品代码中的两个圆点表示可选的安装方式、电压及频率代码（见订购信息一页）。

The two bullets in the product code indicate choice of mounting arrangements, voltage and frequency code (see ordering information page).

I_s / I_N = 启动电流
T_l / T_N = 转子堵转转矩
T_B / T_N = 最大转矩

I_s / I_N = Starting current
T_l / T_N = Locked rotor torque
T_B / T_N = Breakdown torque

技术数据

Technical data

IE2

6P 380V 50Hz

三相全封闭鼠笼式电机的技术数据

Technical data for totally enclosed squirrel cage three phase motors

IP55 - IC411 绝缘等级 F, 温升等级 B

符合 IEC 60034-30-1:2014 的 IE2 效率等级

IP55 - IC411 Insulation class F, temperature class B

IE2 according to IEC 60034-30-1:2014

输出 Output	电机型号 Motor type	产品代码 Product code	转速 Speed	效率 / Efficiency IEC 60034-30-1:2014			功率 因数 Power factor cosφ	电流 Current		转矩 / Torque			转动惯量 Moment of inertia J=1/4 GD ² kgm ²	重量 Weight kg	声压等级 Sound pressure level, L _{PA} dB
				满载 load 100%	3/4 负载 load 75%	1/2 负载 load 50%		I _N A	I _s /I _N	T _N Nm	T _l / T _N	T _B / T _N			
kW			r/min												
1000 r/min = 6 极 / 6 poles			380 V 50Hz			CENELEC- 设计 design									
0.18	M2BAF 71MA 6	3GBA073310-..JCN	890	56.6	53.9	48.0	0.76	0.63	3.1	1.9	1.8	2.1	0.00082	9	40
0.25	M2BAF 71MB 6	3GBA073320-..JCN	890	61.6	60.5	55.6	0.74	0.82	3.4	2.6	2.1	2.3	0.0011	10	47
0.37	M2BAF 80MA 6	3GBA083310-..JCN	906	67.6	67.0	63.0	0.77	1.11	4.0	3.8	2.2	2.5	0.0017	14	49
0.55	M2BAF 80MB 6	3GBA083320-..JCN	922	73.1	72.3	69.0	0.73	1.58	4.7	5.7	2.7	2.7	0.0027	19	47
0.75	M2BAF 90SA 6	3GBA093110-..JCN	945	75.9	74.0	69.6	0.64	2.31	4.8	7.6	3.0	3.3	0.0044	22	50
1.1	M2BAF 90LA 6	3GBA093510-..JCN	926	78.1	77.3	74.7	0.70	3.14	4.4	11	2.7	3.0	0.0051	25	48
1.5	M2BAF 100LA 6	3GBA103510-..JCN	950	79.8	79.1	76.2	0.68	4.26	5.5	15	2.4	3.0	0.0080	31	56
2.2	M2BAF 112MA 6	3GBA113310-..JCN	950	81.8	81.1	79.1	0.70	5.89	5.3	22	2.6	3.2	0.012	40	54
3	M2BAF 132SA 6	3GBA133110-..JCN	962	83.3	83.2	82.0	0.67	8.06	5.3	30	1.8	2.7	0.025	57	62
4	M2BAF 132MA 6	3GBA133310-..JCN	959	84.6	84.9	84.1	0.73	9.94	6.0	40	2.4	3.0	0.029	65	59
5.5	M2BAF 132MB 6	3GBA133320-..JCN	959	86.0	86.3	86.0	0.70	14.0	5.5	54	2.0	2.6	0.040	79	62
7.5	M2BAF 160MLA 6	3GBA163410-..JCN	970	87.2	87.9	88.0	0.77	16.7	6.1	74	1.8	2.9	0.081	114	64
11	M2BAF 160MLB 6	3GBA163420-..JCN	967	88.7	89.6	90.4	0.81	23.6	6.6	109	1.6	2.5	0.10	134	57
15	M2BAF 180MLA 6	3GBA183410-..JCN	968	89.7	90.3	90.6	0.79	32.4	7.4	147	2.1	3.5	0.14	169	62
18.5	M2BAF 200MLA 6	3GBA203410-..JCN	975	90.4	90.8	90.7	0.79	39.3	5.6	181	1.8	2.6	0.20	205	61
22	M2BAF 200MLB 6	3GBA203420-..JCN	974	90.9	91.3	91.3	0.79	46.7	5.7	216	1.6	2.6	0.23	219	62
30	M2BAF 225SMA 6	3GBA223210-..JCN	986	91.7	91.9	91.5	0.81	61.3	6.7	290	2.4	2.9	0.58	284	64
37	M2BAF 250SMA 6	3GBA253210-..JCN	985	92.2	92.7	92.6	0.83	73.8	6.4	359	2.3	2.6	0.78	337	66
45	M2BAF 280SMD 6	3GBA283240-..JCN	989	92.7	93.1	92.9	0.82	90.1	6.5	434	2.4	2.8	1.3	498	62
55	M2BAF 280SME 6	3GBA283250-..JCN	988	93.1	93.5	93.3	0.83	108	6.3	531	2.4	2.7	1.5	523	66
75	M2BAF 315SMA 6	3GBA313210-..JCN	991	93.7	93.8	93.0	0.83	146	6.5	721	1.9	2.4	3.2	722	75
90	M2BAF 315SMB 6	3GBA313220-..JCN	991	94.0	94.2	93.6	0.84	172	6.6	866	1.9	2.4	4.1	817	75
110	M2BAF 315SMC 6	3GBA313230-..JCN	991	94.3	94.6	94.0	0.84	210	6.4	1058	2.0	2.4	4.9	887	75
132	M2BAF 315MLA 6	3GBA313410-..JCN	991	94.6	94.9	94.3	0.84	252	6.6	1271	2.2	2.4	5.8	997	75
160	M2BAF 355SMA 6	3GBA353210-..JCN	991	94.8	95.0	94.6	0.84	305	5.7	1540	1.9	2.1	7.3	1309	77
185	M2BAF 355SMD 6	3GBA353240-..JCN	990	95.0	95.5	95.3	0.84	352	4.9	1785	1.7	1.9	7.3	1309	77
200	M2BAF 355SMB 6	3GBA353220-..JCN	991	95.0	95.3	95.0	0.85	375	5.9	1925	1.9	2.1	9.7	1459	77
220	M2BAF 355SME 6	3GBA353250-..JCN	990	95.0	95.6	95.4	0.84	419	5.1	2122	1.9	1.9	9.7	1459	77
250 ¹⁾	M2BAF 355SMC 6	3GBA353230-..JCN	990	95.0	95.4	95.2	0.85	469	6.1	2409	2.1	2.1	11.3	1609	77
280 ¹⁾	M2BAF 355SMF 6	3GBA353260-..JCN	988	95.0	95.7	95.7	0.84	533	5.1	2705	2.0	1.9	11.3	1609	77

¹⁾ 温升等级 F ¹⁾ temperature rise class F

产品代码中的两个圆点表示可选的安装方式、电压及频率代码（见订购信息一页）。

The two bullets in the product code indicate choice of mounting arrangements, voltage and frequency code (see ordering information page).

I_s / I_N = 启动电流
T_l / T_N = 转子堵转转矩
T_B / T_N = 最大转矩

I_s / I_N = Starting current
T_l / T_N = Locked rotor torque
T_B / T_N = Breakdown torque

技术数据

Technical data

IE3

2P 380V 50Hz

三相全封闭鼠笼式电机的技术数据

Technical data for totally enclosed squirrel cage three phase motors

IP55-IC411 绝缘等级 F, 温升等级 B

0.12-355kW, 符合 GB 18613-2020 的 3 级能效, 符合 IEC 60034-30-1:2014 的 IE3 效率等级

IP55 - IC411 Insulation class F, temperature class B

0.12-355kW, Grade 3 according to GB 18613-2020, IE3 according to IEC 60034-30-1:2014

输出 Output	电机型号 Motor type	产品代码 Product code	转速 Speed	效率 / Efficiency IEC 60034-30-1:2014			功率 因数 Power factor cosφ	电流 Current			转矩 / Torque		转动惯量 Moment of inertia J=1/4 GD ² kgm ²	重量 Weight kg	声压等级 Sound pressure level, L _{PA} dB
				满载 load 100%	3/4 负载 load 75%	1/2 负载 load 50%		I _N A	I _s /I _N	T _N Nm	T _l / T _N	T _B / T _N			
kW			r/min												
3000 r/min = 2 极 / 2 poles			380 V 50Hz			CENELEC- 设计 design									
0.37	M2BAF 71MC 2	3GBA071330-**-KCN	2791	76.5	76.9	75.7	0.83	0.88	6.1	1.3	2.4	2.9	0.00035	10	50
0.55	M2BAF 71MB 2	3GBA071320-**-KCN	2779	78.4	79.2	78.6	0.84	1.29	5.7	1.9	2.4	2.8	0.00040	10	49
0.75	M2BAF 80MC 2	3GBA081330-**-KCN	2875	80.7	81.6	80.3	0.84	1.68	7.0	2.5	2.7	3.3	0.00081	16	58
1.1	M2BAF 80MD 2	3GBA081340-**-KCN	2839	82.7	83.7	83.8	0.86	2.37	7.1	3.7	2.9	3.2	0.0010	17	59
1.5	M2BAF 90SB 2	3GBA091120-**-KCN	2901	84.2	85.0	84.0	0.86	3.12	8.0	5.0	2.6	3.5	0.0023	23	54
2.2	M2BAF 90SLA 2	3GBA091010-**-KCN	2856	85.9	86.3	85.7	0.85	4.60	8.3	7.3	2.9	3.5	0.0030	26	66
3	M2BAF 100LKA 2	3GBA101810-**-KCN	2893	87.1	88.4	88.7	0.92	5.70	8.4	9.8	2.7	3.4	0.0069	42	60
4	M2BAF 112MB 2	3GBA111320-**-KCN	2879	88.1	89.7	90.3	0.93	7.50	7.7	13	2.3	3.2	0.012	43	64
5.5	M2BAF 132SC 2	3GBA131130-**-KCN	2908	89.2	89.9	89.3	0.87	10.8	7.9	18	2.3	3.8	0.012	56	74
7.5	M2BAF 132SD 2	3GBA161410-**-KCN	2905	90.1	90.7	90.3	0.87	14.5	8.1	25	2.7	3.7	0.013	60	72
11	M2BAF 160MLA 2	3GBA161410-**-KCN	2933	91.2	92.0	92.1	0.92	20.1	6.5	36	2.3	3.2	0.057	121	69
15	M2BAF 160MLB 2	3GBA161420-**-KCN	2939	91.9	92.5	92.4	0.90	27.5	7.9	49	2.8	3.8	0.063	128	69
18.5	M2BAF 160MLC 2	3GBA161430-**-KCN	2939	92.4	93.2	93.2	0.91	33.5	8.1	60	3.0	3.5	0.076	145	73
22	M2BAF 180MLA 2	3GBA181410-**-KCN	2934	92.7	93.3	93.1	0.89	40.6	8.6	72	3.1	3.7	0.073	152	70
30	M2BAF 200MLA 2	3GBA201410-**-KCN	2955	93.3	93.5	92.9	0.91	54.1	9.1	97	3.3	3.7	0.14	250	80
37	M2BAF 200MLB 2	3GBA201420-**-KCN	2943	93.7	94.0	93.7	0.90	66.6	9.5	119	3.7	3.7	0.16	268	78
45	M2BAF 225SMA 2	3GBA221210-**-KCN	2960	94.0	94.2	93.7	0.87	83.7	9.3	145	3.4	3.7	0.22	278	80
55	M2BAF 250SMA 2	3GBA251210-**-KCN	2958	94.3	94.6	94.5	0.89	100	7.4	177	3.1	2.7	0.34	335	78
75	M2BAF 280SMF 2	3GBA281260-**-KCN	2966	94.7	94.4	94.5	0.90	135	7.1	241	2.4	3.0	0.60	527	78
90	M2BAF 280SMG 2	3GBA281270-**-KCN	2965	95.0	95.4	95.5	0.91	159	7.2	290	2.7	3.0	0.70	576	75
110	M2BAF 315SMB 2	3GBA311220-**-KCN	2980	95.2	95.0	94.1	0.88	199	6.4	352	1.6	2.4	1.3	801	78
132	M2BAF 315SMC 2	3GBA311230-**-KCN	2979	95.4	95.4	94.6	0.89	236	6.2	422	1.8	2.5	1.5	852	78
160	M2BAF 315SMD 2	3GBA311240-**-KCN	2980	95.6	95.6	95.0	0.88	289	6.7	512	2.0	2.5	1.7	909	78
185	M2BAF 315MLB 2	3GBA311420-**-KCN	2982	95.7	95.8	95.2	0.89	326	7.9	593	2.4	3.1	2.1	1051	81
200 ¹⁾	M2BAF 315MLA 2	3GBA311410-**-KCN	2980	95.8	96.0	95.7	0.89	358	6.8	641	2.1	2.8	2.1	1051	81
220	M2BAF 355SMD 2	3GBA351240-**-KCN	2977	95.8	95.7	95.0	0.89	390	5.3	706	1.4	2.4	2.6	1311	83
250	M2BAF 355SMA 2	3GBA351210-**-KCN	2981	95.8	95.6	94.6	0.90	438	7.0	800	1.9	3.0	3.0	1412	83
280	M2BAF 355SME 2	3GBA351250-**-KCN	2980	95.8	95.8	95.0	0.90	492	6.3	897	1.8	2.8	3.0	1412	83
315	M2BAF 355SMB 2	3GBA351220-**-KCN	2977	95.8	95.8	95.1	0.89	560	6.3	1009	1.9	2.7	3.4	1495	83
355	M2BAF 355SMC 2	3GBA351230-**-KCN	2981	95.8	95.8	95.2	0.89	629	6.5	1136	2.0	2.7	3.6	1565	83

¹⁾ 温升等级 F ¹⁾ temperature rise class F

产品代码中的两个圆点表示可选的安装方式、电压及频率代码（见订购信息一页）。

The two bullets in the product code indicate choice of mounting arrangements, voltage and frequency code (see ordering information page).

I_s / I_N = 启动电流
 T_l / T_N = 转子堵转转矩
 T_B / T_N = 最大转矩

I_s / I_N = Starting current
 T_l / T_N = Locked rotor torque
 T_B / T_N = Breakdown torque

技术数据

Technical data

IE3

4P 380V 50Hz

三相全封闭鼠笼式电机的技术数据

Technical data for totally enclosed squirrel cage three phase motors

IP55-IC411 绝缘等级 F, 温升等级 B

0.12-355kW, 符合 GB 18613-2020 的 3 级能效, 符合 IEC 60034-30-1:2014 的 IE3 效率等级

IP55 - IC411 Insulation class F, temperature class B

0.12-355kW, Grade 3 according to GB 18613-2020, IE3 according to IEC 60034-30-1:2014

输出 Output	电机型号 Motor type	产品代码 Product code	转速 Speed	效率 / Efficiency IEC 60034-30-1:2014			功率 因数 Power factor cosφ	电流 Current			转矩 / Torque		转动惯量 Moment of inertia J=1/4 GD ² kgm ²	重量 Weight kg	声压等级 Sound pressure level, L _{PA} dB
				满载 load 100%	3/4 负载 load 75%	1/2 负载 load 50%		I _N A	I _s /I _N	T _N Nm	T _I / T _N	T _B / T _N			
1500 r/min = 4 极 / 4 poles			380 V			CENELEC- 设计 design									
0.25	M2BAF 71MB 4	3GBA072320---KCN	1432	73.5	71.6	66.2	0.69	0.76	5.8	1.7	2.5	3.1	0.00075	10	41
0.37	M2BAF 71MLA 4	3GBA072410---KCN	1433	77.3	75.6	71.4	0.71	1.02	6.4	2.5	2.5	3.4	0.0010	12	50
0.55	M2BAF 80MC 4	3GBA082330---KCN	1438	80.8	81.4	79.4	0.77	1.34	7.7	3.7	1.9	3.5	0.0023	17	48
0.75	M2BAF 80MLA 4	3GBA082410---KCN	1438	82.5	81.8	79.2	0.74	1.83	7.9	4.9	3.4	4.2	0.0030	21	48
1.1	M2BAF 90SB 4	3GBA092120---KCN	1431	84.1	83.8	82.3	0.77	2.58	7.3	7.3	3.2	3.7	0.0039	23	47
1.5	M2BAF 90SLA 4	3GBA092010---KCN	1427	85.3	85.0	83.4	0.77	3.50	7.3	10	3.4	3.8	0.0049	25	44
2.2	M2BAF 100LB 4	3GBA102520---KCN	1444	86.7	87.1	85.5	0.81	4.81	8.6	15	3.1	3.9	0.0086	34	50
3	M2BAF 100LKA 4	3GBA102810---KCN	1443	87.7	88.1	87.6	0.82	6.35	8.8	20	3.2	4.1	0.012	41	56
4	M2BAF 112MB 4	3GBA112320---KCN	1451	88.6	89.9	90.0	0.80	8.67	7.8	26	3.0	3.4	0.017	48	58
5.5	M2BAF 132SMA 4	3GBA132210---KCN	1459	89.6	90.9	91.1	0.79	11.7	7.4	36	2.3	3.0	0.030	67	68
7.5	M2BAF 132MLA 4	3GBA132410---KCN	1452	90.4	91.5	91.6	0.81	15.5	7.9	49	2.3	2.7	0.039	84	65
11	M2BAF 160MLA 4	3GBA162410---KCN	1474	91.4	91.9	91.5	0.83	21.9	6.9	71	2.3	3.0	0.11	136	61
15	M2BAF 160MLB 4	3GBA162420---KCN	1474	92.1	92.6	92.1	0.84	29.4	7.5	97	2.6	3.2	0.14	161	61
18.5	M2BAF 180MLA 4	3GBA182410---KCN	1469	92.6	92.9	92.8	0.84	36.3	9.4	120	3.2	3.6	0.14	169	64
22	M2BAF 180MLB 4	3GBA182420---KCN	1469	93.0	93.3	93.2	0.83	43.8	9.3	143	3.0	3.8	0.17	198	65
30	M2BAF 200MLA 4	3GBA202410---KCN	1479	93.6	94.1	93.9	0.84	58.5	8.9	193	3.3	2.7	0.32	282	68
37	M2BAF 225SMA 4	3GBA222210---KCN	1476	93.9	94.4	94.3	0.84	71.8	8.6	237	2.2	2.7	0.38	278	67
45	M2BAF 225SMB 4	3GBA222220---KCN	1478	94.2	94.6	94.5	0.82	88.7	8.6	289	3.7	3.2	0.42	293	68
55	M2BAF 250SMA 4	3GBA252210---KCN	1475	94.6	94.9	94.8	0.86	103	8.6	353	3.5	2.9	0.62	386	74
75	M2BAF 280SMF 4	3GBA282260---KCN	1479	95.0	95.2	95.2	0.86	139	7.8	484	3.2	3.4	0.96	530	68
90	M2BAF 280SMG 4	3GBA282270---KCN	1479	95.2	95.5	95.7	0.87	165	7.5	581	3.4	3.4	1.2	593	67
110	M2BAF 315SMB 4	3GBA312220---KCN	1488	95.4	95.5	95.0	0.86	201	6.3	705	1.9	2.7	2.4	823	71
132	M2BAF 315SMC 4	3GBA312230---KCN	1487	95.6	95.8	95.7	0.87	242	6.1	848	1.9	2.6	2.9	892	71
160	M2BAF 315SMD 4	3GBA312240---KCN	1487	95.8	96.0	95.7	0.86	295	6.3	1026	2.0	2.7	3.2	933	71
185	M2BAF 315MLC 4	3GBA312430---KCN	1487	95.9	96.3	96.3	0.87	337	7.0	1189	2.5	2.9	3.9	1091	74
200	M2BAF 315MLB 4	3GBA312420---KCN	1485	96.0	96.3	96.2	0.87	364	6.1	1284	2.1	2.7	3.9	1091	74
220	M2BAF 355SMD 4	3GBA352240---KCN	1488	96.0	96.2	95.9	0.87	398	5.3	1412	1.7	2.2	5.2	1348	78
250	M2BAF 355SMA 4	3GBA352210---KCN	1490	96.0	96.0	95.6	0.87	452	5.8	1601	1.9	2.6	5.9	1445	78
280	M2BAF 355SME 4	3GBA352250---KCN	1489	96.0	96.3	96.0	0.89	498	6.6	1796	1.9	2.3	5.9	1445	78
315	M2BAF 355SMB 4	3GBA352220---KCN	1491	96.0	96.2	95.7	0.86	578	6.6	2018	2.1	3.0	6.9	1595	78
355	M2BAF 355SMC 4	3GBA352230---KCN	1490	96.0	96.3	96.1	0.87	643	5.7	2273	2.1	2.5	7.2	1635	78

产品代码中的两个圆点表示可选的安装方式、电压及频率代码（见订购信息一页）。

The two bullets in the product code indicate choice of mounting arrangements, voltage and frequency code (see ordering information page).

I_s / I_N = 启动电流
T_I / T_N = 转子堵转转矩
T_B / T_N = 最大转矩

I_s / I_N = Starting current
T_I / T_N = Locked rotor torque
T_B / T_N = Breakdown torque

技术数据

Technical data

IE3

6P 380V 50Hz

三相全封闭鼠笼式电机的技术数据

Technical data for totally enclosed squirrel cage three phase motors

IP55-IC411 绝缘等级 F, 温升等级 B

0.12-355kW, 符合 GB 18613-2020 的 3 级能效, 符合 IEC 60034-30-1:2014 的 IE3 效率等级

IP55 - IC411 Insulation class F, temperature class B

0.12-355kW, Grade 3 according to GB 18613-2020, IE3 according to IEC 60034-30-1:2014

输出 Output	电机型号 Motor type	产品代码 Product code	转速 Speed	效率 / Efficiency IEC 60034-30-1:2014			功率 因数 Power factor cosφ	电流 Current		转矩 / Torque			转动惯量 Moment of inertia J=1/4 GD ² kgm ²	重量 Weight kg	声压等级 Sound pressure level, L _{PA} dB
				满载 load 100%	3/4 负载 load 75%	1/2 负载 load 50%		I _N A	I _s /I _N	T _N Nm	T _l / T _N	T _b / T _N			
kW			r/min												
1000 r/min = 6 极 / 6 poles			380 V			CENELEC- 设计 design									
0.18	M2BAF 71MB 6	3GBA073320-...KCN	922	63.9	60.8	54.9	0.73	0.59	3.8	1.9	1.9	2.3	0.0010	10	39
0.25	M2BAF 71MLA 6	3GBA073410-...KCN	915	68.6	67.3	63.0	0.71	0.80	3.8	2.6	2.4	2.6	0.0014	13	46
0.37	M2BAF 80MC 6	3GBA083330-...KCN	930	73.5	72.4	68.8	0.70	1.09	5.4	3.8	2.5	2.9	0.0024	17	42
0.55	M2BAF 80MLA 6	3GBA083410-...KCN	934	77.2	76.8	73.7	0.71	1.54	5.9	5.6	3.0	3.1	0.0035	23	47
0.75	M2BAF 90SLA 6	3GBA093010-...KCN	946	78.9	78.9	75.8	0.63	2.32	5.1	7.6	2.8	3.3	0.0044	23	50
1.1	M2BAF 90LB 6	3GBA093520-...KCN	948	81.0	79.9	76.8	0.66	3.14	5.7	11	3.0	3.5	0.0064	30	53
1.5	M2BAF 100LKA 6	3GBA103810-...KCN	947	82.5	83.0	81.7	0.69	4.02	4.9	15	2.4	2.7	0.010	37	48
2.2	M2BAF 112MB 6	3GBA113320-...KCN	968	84.3	84.2	81.9	0.72	5.52	5.4	22	1.7	2.9	0.014	42	49
3	M2BAF 132SMA 6	3GBA133210-...KCN	964	85.6	86.8	86.2	0.73	7.31	6.4	30	1.9	2.8	0.029	65	48
4	M2BAF 132SMB 6	3GBA133220-...KCN	968	86.8	87.4	86.1	0.69	10.2	6.6	39	2.5	3.1	0.034	71	52
5.5	M2BAF 132MLA 6	3GBA133410-...KCN	971	88.0	88.2	87.5	0.70	13.5	6.8	54	2.6	3.2	0.051	97	64
7.5	M2BAF 160MLA 6	3GBA163410-...KCN	976	89.1	89.7	89.8	0.78	16.3	7.0	74	1.6	2.8	0.10	131	58
11	M2BAF 160MLB 6	3GBA163420-...KCN	973	90.3	91.6	91.9	0.80	23.3	7.0	108	1.6	2.7	0.13	161	57
15	M2BAF 180MLA 6	3GBA183410-...KCN	968	91.2	92.0	91.8	0.78	32.4	8.5	146	2.0	3.3	0.16	197	62
18.5	M2BAF 200MLA 6	3GBA203410-...KCN	975	91.7	92.5	92.3	0.78	39.6	6.1	181	1.9	2.5	0.21	208	64
22	M2BAF 200MLB 6	3GBA203420-...KCN	974	92.2	92.8	92.5	0.78	46.9	6.6	214	2.0	2.7	0.26	251	61
30	M2BAF 225SMA 6	3GBA223210-...KCN	985	92.9	93.5	93.2	0.82	60.1	7.8	289	2.7	3.0	0.59	286	63
37	M2BAF 250SMA 6	3GBA253210-...KCN	985	93.3	93.9	93.7	0.81	74.3	7.7	354	2.8	2.7	0.83	360	64
45	M2BAF 280SMF 6	3GBA283260-...KCN	989	93.7	94.1	94.2	0.83	87.9	8.0	435	2.8	2.6	1.6	524	62
55	M2BAF 280SMG 6	3GBA283270-...KCN	989	94.1	94.8	94.7	0.84	106	7.8	531	3.0	2.6	1.8	563	64
75	M2BAF 315SMB 6	3GBA313220-...KCN	993	94.6	94.9	94.5	0.85	142	6.1	720	1.6	2.3	4.1	791	75
90	M2BAF 315SMC 6	3GBA313230-...KCN	993	94.9	95.1	94.5	0.85	169	6.5	864	1.8	2.7	4.6	859	76
110	M2BAF 315SMD 6	3GBA313240-...KCN	993	95.1	95.3	94.8	0.84	209	6.6	1056	1.9	2.8	4.9	912	75
132	M2BAF 315MLB 6	3GBA313420-...KCN	994	95.4	95.5	94.9	0.84	250	6.4	1266	2.0	2.9	6.3	1068	72
160	M2BAF 355SMA 6	3GBA353210-...KCN	992	95.6	96.0	95.9	0.86	294	6.0	1538	2.2	2.3	7.9	1348	75
185	M2BAF 355SMD 6	3GBA353240-...KCN	990	95.7	96.2	96.3	0.85	347	5.7	1784	1.7	1.9	7.9	1348	75
200	M2BAF 355SMB 6	3GBA353220-...KCN	992	95.8	96.2	96.2	0.83	382	6.0	1923	2.3	2.2	9.7	1512	75
220	M2BAF 355SME 6	3GBA353250-...KCN	991	95.8	96.3	96.3	0.85	411	6.1	2121	2.0	2.1	9.7	1512	75
250	M2BAF 355SMC 6	3GBA353230-...KCN	992	95.8	96.2	95.8	0.83	475	7.0	2404	2.7	2.8	11.3	1656	75
280	M2BAF 355SMF 6	3GBA353260-...KCN	992	95.8	96.2	96.2	0.84	526	7.2	2696	2.5	2.4	11.3	1656	75

产品代码中的两个圆点表示可选的安装方式、电压及频率代码（见订购信息一页）。

The two bullets in the product code indicate choice of mounting arrangements, voltage and frequency code (see ordering information page).

I_s / I_N = 启动电流
T_l / T_N = 转子堵转转矩
T_b / T_N = 最大转矩

I_s / I_N = Starting current
T_l / T_N = Locked rotor torque
T_b / T_N = Breakdown torque

技术数据

Technical data

IE3

8P 380V 50Hz

三相全封闭鼠笼式电机的技术数据

Technical data for totally enclosed squirrel cage three phase motors

IP55-IC411 绝缘等级 F, 温升等级 B

0.12-355kW, 符合 GB 18613-2020 的 3 级能效, 符合 IEC 60034-30-1:2014 的 IE3 效率等级

IP55 - IC411 Insulation class F, temperature class B

0.12-355kW, Grade 3 according to GB 18613-2020, IE3 according to IEC 60034-30-1:2014

输出 Output	电机型号 Motor type	产品代码 Product code	转速 Speed	效率 / Efficiency IEC 60034-30-1:2014			功率 因数 Power factor cosφ	电流 Current			转矩 / Torque		转动惯量 Moment of inertia J=1/4 GD ² kgm ²	重量 Weight kg	声压等级 Sound pressure level, L _{PA} dB
				满载 load 100%	3/4 负载 load 75%	1/2 负载 load 50%		I _N A	I _s /I _N	T _N Nm	T _l / T _N	T _b / T _N			
750 r/min = 8 极 / 8 poles			380 V			CENELEC- 设计 design									
0.12	M2BAF 71MB 8	3GBA074320---KCN	682	50.7	46.4	38.1	0.65	0.55	2.6	1.7	1.9	2.3	0.0011	10	43
0.18	M2BAF 80MA 8	3GBA084310---KCN	691	58.7	56.3	48.9	0.62	0.75	3.2	2.5	2.1	2.6	0.0019	15	45
0.25	M2BAF 80MLA 8	3GBA084410---KCN	686	64.1	64.0	59.4	0.69	0.86	3.3	3.5	1.9	2.3	0.0042	23	40
0.37	M2BAF 90LA 8	3GBA094510---KCN	709	69.3	68.0	62.6	0.62	1.31	3.6	5.0	1.8	2.2	0.0064	28	50
0.55	M2BAF 90LB 8	3GBA094520---KCN	711	73.0	73.5	69.9	0.62	1.84	3.6	7.4	1.8	2.2	0.0071	29	54
0.75	M2BAF 100LA 8	3GBA104510---KCN	707	75.0	74.5	70.5	0.68	2.23	3.8	10	1.8	2.5	0.0086	34	46
1.1	M2BAF 100LKA 8	3GBA104810---KCN	700	77.7	78.8	77.0	0.71	3.03	4.6	15	2.0	2.6	0.012	40	53
1.5	M2BAF 112MA 8	3GBA114310---KCN	717	79.7	80.2	78.1	0.67	4.13	3.3	20	1.4	2.1	0.016	46	55
2.2	M2BAF 132SMA 8	3GBA134210---KCN	720	81.9	82.0	79.2	0.71	5.75	4.6	29	1.8	2.4	0.029	65	56
3	M2BAF 132SMB 8	3GBA134220---KCN	713	83.5	85.4	85.2	0.71	7.69	4.6	40	1.6	2.3	0.036	71	56
4	M2BAF 160MLA 8	3GBA164410---KCN	735	84.8	85.9	84.9	0.71	10.1	5.0	52	1.8	2.3	0.081	129	54
5.5	M2BAF 160MLB 8	3GBA164420---KCN	732	86.2	87.7	87.5	0.72	13.5	4.8	72	1.7	2.1	0.093	130	54
7.5	M2BAF 160MLC 8	3GBA164430---KCN	731	87.3	88.7	88.7	0.71	18.4	4.8	98	1.7	2.1	0.11	131	54
11	M2BAF 180MLA 8	3GBA184410---KCN	729	88.6	89.4	88.8	0.74	25.5	4.4	144	1.4	2.2	0.22	188	62
15	M2BAF 200MLA 8	3GBA204410---KCN	729	89.6	90.7	90.3	0.73	34.7	3.5	196	1.5	1.6	0.27	269	58
18.5	M2BAF 225SMA 8	3GBA224210---KCN	737	90.1	90.6	89.8	0.77	40.6	4.9	240	1.6	2.3	0.53	272	63
22	M2BAF 225SMB 8	3GBA224220---KCN	737	90.6	90.9	90.0	0.75	49.2	5.1	285	1.8	2.4	0.59	288	63
30	M2BAF 250SMA 8	3GBA254210---KCN	737	91.3	91.9	91.5	0.75	66.6	5.2	389	2.2	2.4	0.96	369	63
37	M2BAF 280SMA 8	3GBA284210---KCN	737	91.8	92.9	93.0	0.76	80.2	4.4	479	1.8	1.9	1.6	524	64
45	M2BAF 280SMB 8	3GBA284220---KCN	737	92.2	93.1	93.2	0.76	97.6	4.5	583	1.9	2.0	1.8	563	64
55	M2BAF 315SMA 8	3GBA314210---KCN	742	92.5	93.0	92.4	0.81	112	6.5	707	1.4	2.4	3.2	830	62
75	M2BAF 315SMB 8	3GBA314220---KCN	740	93.1	93.7	93.4	0.80	153	6.6	966	1.5	2.4	4.1	930	62
90	M2BAF 315SMC 8	3GBA314230---KCN	740	93.4	94.1	93.8	0.82	179	6.8	1159	1.6	2.4	4.9	1000	64
110	M2BAF 315MLA 8	3GBA314410---KCN	739	93.7	94.3	94.2	0.81	220	6.7	1421	1.6	2.4	5.8	1150	72
132	M2BAF 355SMA 8	3GBA354210---KCN	743	94.0	94.3	93.7	0.79	270	6.8	1695	1.3	2.3	7.9	1520	69
160	M2BAF 355SMB 8	3GBA354220---KCN	743	94.3	94.7	94.1	0.79	326	6.9	1927	1.4	2.2	9.7	1680	69
200	M2BAF 355SMC 8	3GBA354230---KCN	741	94.6	94.9	94.6	0.81	397	6.7	2578	1.4	2.2	11.3	1820	69

产品代码中的两个圆点表示可选的安装方式、电压及频率代码（见订购信息一页）。

The two bullets in the product code indicate choice of mounting arrangements, voltage and frequency code (see ordering information page).

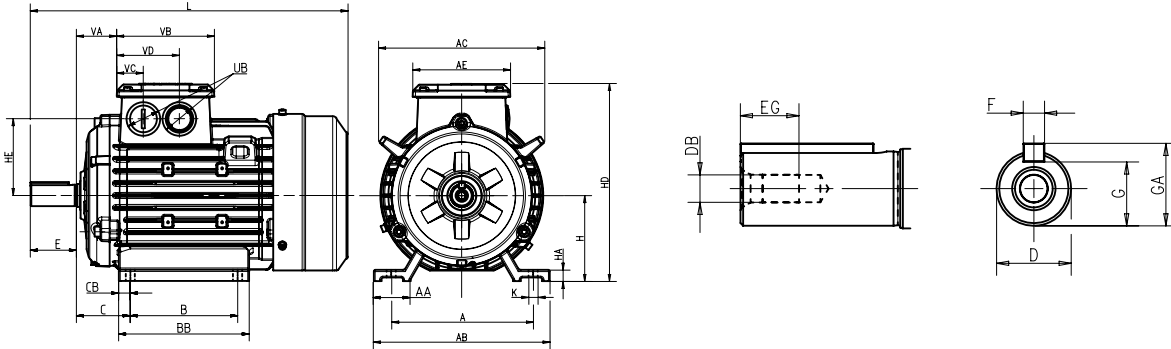
I_s / I_N = 启动电流
T_l / T_N = 转子堵转转矩
T_b / T_N = 最大转矩

I_s / I_N = Starting current
T_l / T_N = Locked rotor torque
T_b / T_N = Breakdown torque

外形图及外形尺寸 Dimension drawings

机座号 71-132 Frame size 71-132

底脚安装型电机 IM1001, B3
Foot-mounted motor IM1001, B3



电机尺寸 Motor size	A	AA	AB	AC	AE	B	B'	BB	C	CB	D-tol.	DB	E	EG
M2BAF 71M	112	30	136	147	101	90	-	110	45	10	14-j6	M5	30	12.5
71ML	112	30	136	147	101	90	-	135	45	10	14-j6	M5	30	12.5
80M	125	33	154	164	111	100	-	125	50	12.5	19-j6	M6	40	16
80ML	125	33	154	164	111	100	112	150	50	12.5	19-j6	M6	40	16
90S	140	33	170	195	111	100	-	124	56	12	24-j6	M8	50	19
90SL	140	33	170	195	111	100	125	150	56	12	24-j6	M8	50	19
90L ¹⁾	140	33	170	195	111	125	-	150	56	12	24-j6	M8	50	19
90L ²⁾	140	33	170	195	111	125	-	185	56	12	24-j6	M8	50	19
100L	160	38	200	216	127	140	-	170	63	15	28-j6	M10	60	22
100LK	160	38	200	218	127	140	160	205	63	15	28-j6	M10	60	22
112M ¹⁾	190	48	230	216	127	140	-	170	70	15	28-j6	M10	60	22
112M ²⁾	190	48	230	231	127	140	-	170	70	15	28-j6	M10	60	22
132S	216	53	262	270	127	140	-	170	89	16	38-k6	M12	80	28
132SM	216	53	262	270	127	140	178	210	89	16	38-k6	M12	80	28
132M	216	53	262	270	127	178	-	210	89	16	38-k6	M12	80	28
132ML	216	53	262	270	127	178	203	275	89	16	38-k6	M12	80	28

电机尺寸 Motor size	F(h9)	G	GA	H	HA	HE	HD	K	L	UB	VA	VB	VC	VD
M2BAF 71M	5	11	16	71	9	65	181	7	257	M16x1.5 40	40	101	33	65
71ML	5	11	16	71	9	65	181	7	287	M16x1.5 40	40	101	33	65
80M	6	15.5	21.5	80	12	72	197	10	312	M25x1.5 43	40	111	30	70
80ML	6	15.5	21.5	80	12	72	197	10	337	M25x1.5 43	40	111	30	70
90S	8	20	27	90	12	88	222	10	339	M25x1.5 50	50	111	30	70
90SL	8	20	27	90	12	88	222	10	355	M25x1.5 50	50	111	30	70
90L ¹⁾	8	20	27	90	12	88	222	10	355	M25x1.5 50	50	111	30	70
90L ²⁾	8	20	27	90	12	88	222	10	390	M25x1.5 50	50	111	35	70
100L	8	24	31	100	15	100	246	12	378	M32x1.5 55	52	127	35	82
100LK	8	24	31	100	15	100	246	12	414	M32x1.5 55	52	127	35	82
112M ¹⁾	8	24	31	112	15	100	258	12	414	M32x1.5 55	52	127	35	82
112M ²⁾	8	24	31	112	15	100	267	12	408	M32x1.5 55	52	127	35	82
132S	10	33	41	132	18	129	307	12	482	M32x1.5 65	62	127	35	82
132SM	10	33	41	132	18	129	307	12	524	M32x1.5 65	62	127	35	82
132M	10	33	41	132	18	129	307	12	524	M32x1.5 65	62	127	35	82
132ML	10	33	41	132	18	129	307	12	589	M32x1.5 65	62	127	35	82

公差 Tolerance	附注 Footnotes
A, B ± 0.8	¹⁾ M2BAF IE2
H +0, -0.5	²⁾ M2BAF IE3
C ± 0.8	

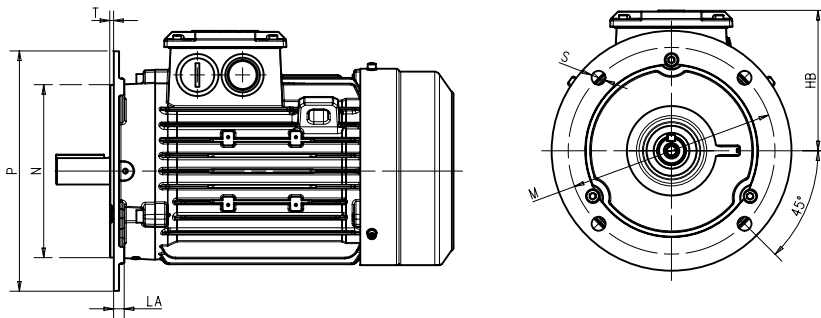
上表给出了主要尺寸 (单位: mm)
如需图纸详情, 请访问我们的网页
www.abb.com/motors&generators 或联系 ABB。

Above table gives the main dimensions in mm.
For detailed drawings please see our web-pages
www.abb.com/motors&generators or contact ABB.

外形图及外形尺寸 Dimension drawings

机座号 71-132 Frame size 71-132

凸缘安装型电机 IM3001, B5
Flange-mounted motor IM3001, B5



电机尺寸 Motor size		HB	LA	M	N(j6)	P	S	T
M2BAF	71M	110	9	130	110	160	10	3.5
	71ML	110	9	130	110	160	10	3.5
	80M	117	10	165	130	200	12	3.5
	80ML	117	10	165	130	200	12	3.5
	90S	132	10	165	130	200	12	3.5
	90SL	132	10	165	130	200	12	3.5
	90L ¹⁾	132	10	165	130	200	12	3.5
	90L ²⁾	132	10	165	130	200	12	3.5
	100L	146	11	215	180	250	14.5	4
	100LK	146	11	215	180	250	14.5	4
	112M ¹⁾	146	11	215	180	250	14.5	4
	112M ²⁾	155	11	215	180	250	14.5	4
	132S	175	12	265	230	300	14.5	4
	132SM	175	12	265	230	300	14.5	4
	132M	175	12	265	230	300	14.5	4
	132ML	175	12	265	230	300	14.5	4

公差 Tolerance	附注 Footnotes
A, B ± 0.8	¹⁾ M2BAF IE2
H +0, -0.5	²⁾ M2BAF IE3
C ± 0.8	

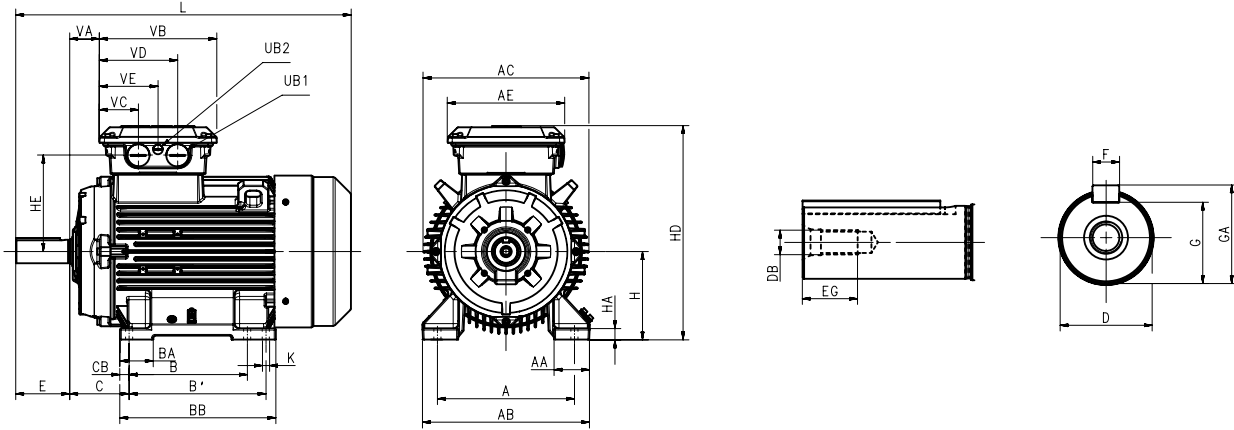
上表给出了主要尺寸 (单位: mm)
如需图纸详情, 请访问我们的网页
www.abb.com/motors&generators 或联系 ABB。

Above table gives the main dimensions in mm.
For detailed drawings please see our web-pages
www.abb.com/motors&generators or contact ABB.

外形图及外形尺寸 Dimension drawings

机座号 160-250 Frame size 160-250

底脚安装型电机 IM1001, B3
Foot-mounted motor IM1001, B3



电机尺寸 Motor size	极数 Poles	A	AA	AB	AC	AE	B	B'	BA	BB	C	CB	D-tol.	DB	E	EG
M2BAF 160ML ¹⁾	2-8	254	67	310	338	239	210	254	69	294	108	20	42-k6	M16	110	36
160ML ²⁾	2-8	254	67	310	338	239	210	254	69	294	108	20	42-k6	M16	110	36
160ML ³⁾	2-8	254	67	310	338	239	210	254	69	294	108	20	42-k6	M16	110	36
180ML ⁴⁾	2-8	279	72	340	338	239	241	279	68	318	121	19	48-k6	M16	110	36
180ML ⁵⁾	2-8	279	72	340	338	239	241	279	68	378	121	19	48-k6	M16	110	36
200ML ⁶⁾	2-8	318	77	378	382	239	267	305	82	345	133	20	55-m6	M20	110	42
200ML ⁷⁾	2-8	318	77	378	382	239	267	305	82	445	133	20	55-m6	M20	110	42
225SM	2	356	91	435	414	257	286	311	69	351	149	20	55-m6	M20	110	42
225SM	4-8	356	91	435	414	257	286	311	69	351	149	20	60-m6	M20	140	42
250SM	2	406	98	480	462	257	311	349	72	392	168	22	60-m6	M20	140	42
250SM ⁸⁾	4-8	406	98	480	462	257	311	349	72	392	168	22	65-m6	M20	140	42
250SM ⁹⁾	4-8	406	98	480	462	257	311	349	72	437	168	22	65-m6	M20	140	42

电机尺寸 Motor size	极数 Poles	F(h9)	G	GA	H	HA	HD	HE	K	L	UB1	UB2	VA	VB	VC	VD	VE
M2BAF 160ML ¹⁾	2-8	12	37	45	160	23	417	197	14.5	586.5	M40x1.5	M16x1.5	60	239	80	160	120
160ML ²⁾	2-8	12	37	45	160	23	417	197	14.5	626.5	M40x1.5	M16x1.5	60	239	80	160	120
160ML ³⁾	2-8	12	37	45	160	23	417	197	14.5	683.5	M40x1.5	M16x1.5	60	239	80	160	120
180ML ⁴⁾	2-8	14	42.5	51.5	180	23	437	197	14.5	683	M40x1.5	M16x1.5	60	239	80	160	120
180ML ⁵⁾	2-8	14	42.5	51.5	180	23	437	197	14.5	743	M40x1.5	M16x1.5	60	239	80	160	120
200ML ⁶⁾	2-8	16	49	59	200	23	477	217	18.5	728	M40x1.5	M16x1.5	71	239	80	160	120
200ML ⁷⁾	2-8	16	49	59	200	23	477	217	18.5	828	M40x1.5	M16x1.5	71	239	80	160	120
225SM	2	16	49	59	225	23	543	245	18.5	824	M63x1.5	M16x1.5	82	257	81	177	129
225SM	4-8	18	53	64	225	23	543	245	18.5	854	M63x1.5	M16x1.5	82	257	81	177	129
250SM	2	18	53	64	250	23	588	265	24	882	M63x1.5	M16x1.5	75	257	81	177	129
250SM ⁸⁾	4-8	18	58	69	250	23	588	265	24	882	M63x1.5	M16x1.5	75	257	81	177	129
250SM ⁹⁾	4-8	18	58	69	250	23	588	265	24	927	M63x1.5	M16x1.5	75	257	81	177	129

公差 Tolerance	附注 Footnotes
A, B ± 0.8	M2BAF IE2:
H +0, -0.5	¹⁾ MLB6 以外其余型号 All types except
C ± 0.8	MLB6
	²⁾ MLB6
	⁴⁾ 所有型号 All types
	⁶⁾ 所有型号 All types
	⁸⁾ 所有型号 All types
	M2BAF IE3:
	¹⁾ MLA2, MLB2, MLA8, MLB8
	²⁾ MLA4, MLA6, MLC8
	³⁾ MLC2, MLB4, MLB6
	⁴⁾ MLA2, MLA4
	⁵⁾ MLB4, MLA6, MLA8
	⁶⁾ MLA6
	⁷⁾ MLA6 以外其余型号 All types except MLA6
	⁹⁾ 所有型号 All types

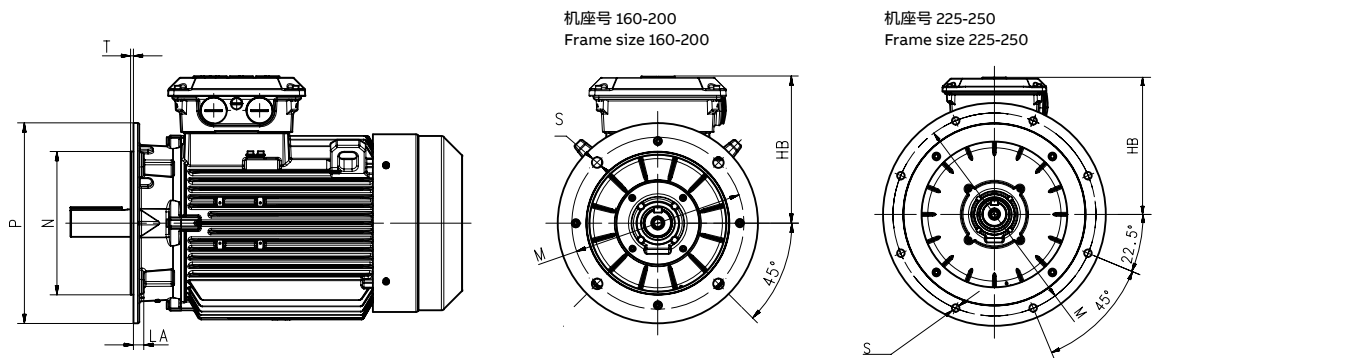
上表给出了主要尺寸 (单位: mm)
如需图纸详情, 请访问我们的网页
www.abb.com/motors&generators 或联系 ABB.

Above table gives the main dimensions in mm.
For detailed drawings please see our web-pages
www.abb.com/motors&generators or contact ABB.

外形图及外形尺寸 Dimension drawings

机座号 160-250 Frame size 160-250

凸缘安装型电机 IM3001, B5
Flange-mounted motor IM3001, B5



电机尺寸 Motor size	极数 Poles	HB	LA	M	N(j6)	P	S	T
M2BAF 160ML ¹⁾	2-8	257	16	300	250	350	18.5	5
160ML ²⁾	2-8	257	16	300	250	350	18.5	5
160ML ³⁾	2-8	257	16	300	250	350	18.5	5
180ML ⁴⁾	2-8	257	16	300	250	350	18.5	5
180ML ⁵⁾	2-8	257	16	300	250	350	18.5	5
200ML ⁶⁾	2-8	277	18	350	300	400	18.5	5
200ML ⁷⁾	2-8	277	18	350	300	400	18.5	5
225SM	2	318	20	400	350	450	18.5	5
225SM	4-8	318	20	400	350	450	18.5	5
250SM	2	338	22	500	450	550	18.5	5
250SM ⁸⁾	4-8	338	22	500	450	550	18.5	5
250SM ⁹⁾	4-8	338	22	500	450	550	18.5	5

公差 Tolerance	附注 Footnotes
A, B ± 0.8	M2BAF IE2:
H +0, -0.5	¹⁾ MLB6 以外其余型号 All types except
C ± 0.8	MLB6
	²⁾ MLB6
	⁴⁾ 所有型号 All types
	⁶⁾ 所有型号 All types
	⁸⁾ 所有型号 All types
	M2BAF IE3:
	¹⁾ MLA2, MLB2, MLA8, MLB8
	²⁾ MLA4, MLA6, MLC8
	³⁾ MLC2, MLB4, MLB6
	⁴⁾ MLA2, MLA4
	⁵⁾ MLB4, MLA6, MLA8
	⁶⁾ MLA6
	⁷⁾ MLA6 以外其余型号 All types except MLA6
	⁹⁾ 所有型号 All types

上表给出了主要尺寸 (单位: mm)
如需图纸详情, 请访问我们的网页
www.abb.com/motors&generators 或联系 ABB。

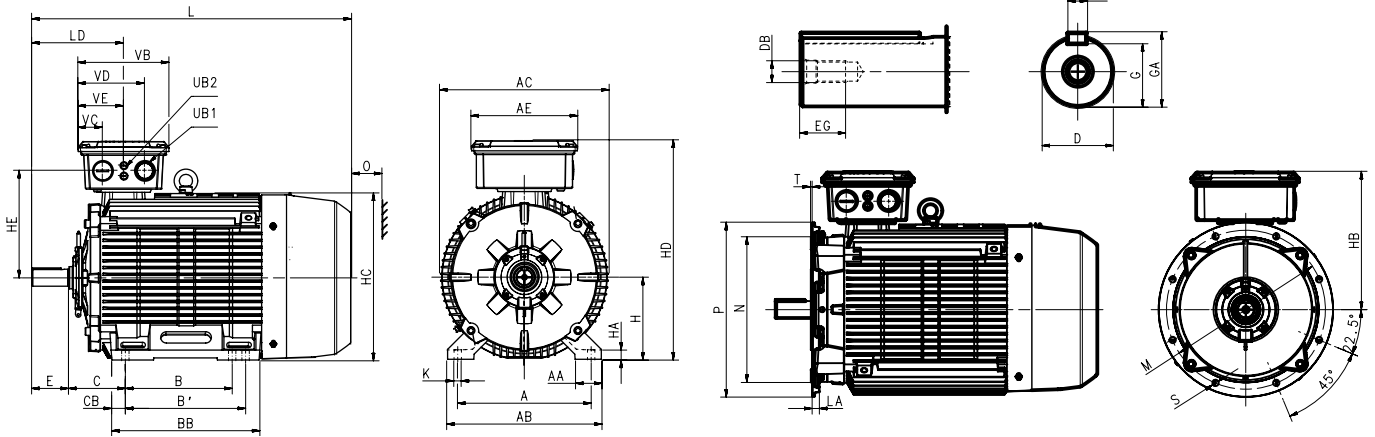
Above table gives the main dimensions in mm.
For detailed drawings please see our web-pages
www.abb.com/motors&generators or contact ABB.

外形图及外形尺寸 Dimension drawings

机座号 280-355 Frame size 280-355

底脚安装型电机 IM1001, B3
Foot-mounted motor IM1001, B3

凸缘安装型电机 IM3001, B5
Flange-mounted motor IM3001, B5



电机尺寸 Motor size	极数 Poles	A	AA	AB	AC	AE	B	B'	BB	C	CB	D-tol.	DB	E	EG	F(h9)	G
M2BAF	280SM 2	457	75	530	504	347	368	419	485	190	38	65-m6	M20	140	42	18	58
	280SM 4-8	457	75	530	504	347	368	419	485	190	38	75-m6	M20	140	42	20	67.5
	315SM 2	508	100	590	644	406	406	457	698	216	52	65-m6	M20	140	42	18	58
	315SM 4-8	508	100	590	644	406	406	457	698	216	52	80-m6	M20	170	42	22	71
	315ML 2	508	100	590	644	406	457	508	664	216	52	65-m6	M20	140	42	18	58
	315ML 4-8	508	100	590	644	406	457	508	664	216	52	90-m6	M24	170	50	25	81
	355SM 2	610	120	700	739	466	500	560	698	254	72	70-m6	M20	140	42	20	62.5
	355SM 4-8	610	120	700	739	466	500	560	698	254	72	100-m6	M24	210	50	28	90

电机尺寸 Motor size	极数 Poles	GA	H	HA	HC	HD	HE	K	L	LD	O	UB1	UB2	VB	VC	VD	VE
M2BAF	280SM 2	69	280	30	544	712	319	24	1012	346	100	M63x1.5	M20x1.5	285	81	205	143
	280SM 4-8	79.5	280	30	544	712	319	24	1012	346	100	M63x1.5	M20x1.5	285	81	205	143
	315SM 2	69	315	38	638	837	409	28	1216	348.5	115	M63x1.5	M20x1.5	346	93	253	173
	315SM 4-8	85	315	38	638	837	409	28	1246	378.5	115	M63x1.5	M20x1.5	346	93	253	173
	315ML 2	69	315	38	638	837	409	28	1326	348.5	115	M63x1.5	M20x1.5	346	93	253	173
	315ML 4-8	95	315	38	638	837	409	28	1356	378.5	115	M63x1.5	M20x1.5	346	93	253	173
	355SM 2	74.5	355	41	725	935	462	35	1399	399	130	M75x1.5	M20x1.5	356	98	258	178
	355SM 4-8	106	355	41	725	935	462	35	1469	469	130	M75x1.5	M20x1.5	356	98	258	178

电机尺寸 Motor size	极数 Poles	HB	LA	M	N	P	S	T	
M2BAF	280SM	2-8	432	21	500	450j6	550	18.5	5
	315	2-8	522	27	600	550j6	660	24	6
	355	2-8	580	22	740	680js6	800	24	6

公差 Tolerance	
A, B	± 0.8
H	+0, -1
C	± 0.8

上表给出了主要尺寸 (单位: mm)
如需图纸详情, 请访问我们的网页
www.abb.com/motors&generators 或联系 ABB.

Above table gives the main dimensions in mm.
For detailed drawings please see our web-pages
www.abb.com/motors&generators or contact ABB.

变量代码

Variant codes

多数变量代码同时适用于 IE2 和 IE3 电机，详情请咨询所在的销售区域中心。
 Most of the variant codes apply to IE2 and IE3 motors. For details please contact you ABB sales office before making an order.

变量代码 Variant code	描述 Description	M2BAF													
		71	80	90	100	112	132	160	180	200	225	250	280	315	355
530	正常质保期延长 2 年 Two-year extension on standard warranty	●	●	●	●	●	●	●	●	●	●	●	●	●	●
865	延长一年质保 One-year extension on standard warranty	●	●	●	●	●	●	●	●	●	●	●	●	●	●
451	加热带, 200-240V Heating element, 200 - 240V	●	●	●	●	●	●	●	●	●	●	●	●	●	●
009	IM 2001 底脚 / 法兰安装, IEC 法兰, 由 IM 1001 派生 (B3 派生出 B35) IM 2001 foot/flange mounted, IEC flange, from IM 1001 (B35 from B3)	●	●	●	●	●	●	●	●	●	●	●	●	●	●
066	除 IM B3 (1001), IM B5 (3001) 外的其它安装方式(仅支持 V1 方式) IM V1 mounting	●	●	●	●	●	●	●	●	●	●	●	●	●	●
701	N 端绝缘轴承 Insulated bearing at N-end	-	-	-	-	-	-	-	-	-	-	-	●	●	●
692	镀陶轴 Ceramic coated shaft	-	-	-	-	-	-	-	-	-	-	-	●	●	●
114	特殊油漆颜色, 标准等级 Special paint color, standard grade	●	●	●	●	●	●	●	●	●	●	●	●	●	●
005	防护罩, 立式电机, 轴伸向下 Protective roof	●	●	●	●	●	●	●	●	●	●	●	●	●	●
002	重敲铭牌电压、频率、输出、连续工作制 Restamping voltage, frequency and output, continuous duty	●	●	●	●	●	●	●	●	●	●	●	●	●	●
181	变频铭牌 Frequency converter rating plate	●	●	●	●	●	●	●	●	●	●	●	●	●	●
436	定子绕组安装 PTC- 热敏电阻 (3 个串联), 150 ° C PTC - thermistors (3 in series), 150 ° C, in stator winding	●	●	●	●	●	●	●	●	●	●	●	○	○	○
446	定子绕组安装 Pt100(2 线), 每相 2 个 Pt100 2-wire in stator winding, 2 per phase	-	-	-	-	-	-	●	●	●	●	●	●	●	●
502	定子绕组安装 Pt100(3 线), 每相 1 个 Pt100 3-wire in stator winding, 1 per phase	-	-	-	-	-	-	●	●	●	●	●	●	●	●
130	轴承安装 Pt100 (3 线) Pt100 3-wire in bearings	-	-	-	-	-	-	●	●	●	●	●	●	●	●
148	出厂试验报告 Routine test report.	●	●	●	●	●	●	●	●	●	●	●	●	●	●
021	左侧接线盒 (从 D 端看) Terminal box LHS (seen from D-end)	-	●	●	●	●	●	●	●	●	●	●	●	●	●
180	右侧接线盒 (从 D 端看) Terminal box RHS (seen from D-end)	-	●	●	●	●	●	●	●	●	●	●	●	●	●
183	独立电机冷却 (轴流风扇, N 端) Separate motor cooling (fan axial, N-end)	●	●	●	●	●	●	●	●	●	●	●	●	●	●

○ 标配 | ● 可选 | - 不适用
 ○ = Included as standard | ● = Available as option | - = Not applicable

一般用途电机简介

General performance motors in brief

机座号 71-132

Frame size 71-132

电机尺寸 Motor size		71	80	90	100	112	132
机座与端盖 Stator and end shields	材料 Material	铸铁 Cast iron					
	油漆颜色 Paint color shade	Munsell 蓝 8B 4.5/3.25 Munsell blue 8B 4.5/3.25					
	防腐蚀等级 Corrosion class	C3 (中等) C3 (medium)					
底脚 Feet		一体式铸铁底脚 Integrated cast iron feet					
轴承 Bearings	D 端 D-end	6203-2Z/C3	6204-2Z/C3	6205-2Z/C3	6206-2Z/C3	6206-2Z/C3	6208-2Z/C3
	N 端 N-end	6202-2Z/C3	6204-2Z/C3	6205-2Z/C3	6206-2Z/C3	6206-2Z/C3	6208-2Z/C3
轴向锁定轴承 Axially locked bearings		D 端锁定 Locked at D-end					
轴承密封 Bearing seals	D 端, N 端 D-end, N-end	V 形圈 V-ring					
润滑 Lubrication		封闭式轴承 Bearings greased for life					
铭牌 Rating plate	材料 Material	不锈钢 Stainless steel					
接线盒 Terminal box	接线盒材料 Frame material	铸铁 Cast iron					
	接线盒盖材料 Cover material	铸铁 Cast iron					
	防腐蚀等级 Corrosion class	C3 (中等) C3 (medium)					
	螺钉 Screws	电镀锌钢 Zinc-electroplated steel					
	螺纹孔 Threaded openings	2xM16	2xM25		2xM32		
连接件 Connections	最大铜线 (Cu) 截面积 (mm ²) Max Cu-area mm ²	4	6		10		
	接线 Terminals	电缆接头, 6 个端子 Cable lugs, 6 terminals					
风扇 Fan	材料 Material	玻璃纤维增强聚丙烯 Glass-fiber reinforced polypropylene					
风罩 Fan cover	材料 Material	钢板 Steel					
	油漆颜色 Paint color shade	Munsell 蓝 8B 4.5/3.25 Munsell blue 8B 4.5/3.25					
	防腐蚀等级 Corrosion class	C3 (中等) C3 (medium)					
定子绕组 Stator winding	材料 Material	铜 Copper					
	绝缘 Insulation	F 级绝缘, B 级温升, 除非另有规定 Insulation class F. Temperature rise class B unless otherwise stated					
	绕组保护 Winding protection	可选 As option					
转子绕组 Rotor winding	材料 Material	压铸铝 Pressure die-cast aluminum					
平衡方法 Balancing method		半键平衡 Half-key balancing as standard					
排水孔 Drain holes		排水孔具有可闭合塞, 交付时为打开状态 Drain holes with closable plastic plugs, open on delivery					
键槽 Keyway		开口槽 Open keyway					
防护等级 Enclosure		IP 55					
冷却方式 Cooling method		IC 411					
吊环 Lifting lug		一体式铸铁吊环 Integrated cast iron lifting lug					

一般用途电机简介

General performance motors in brief

机座号 160-250

Frame size 160-250

电机尺寸 Motor size		160	180	200	225	250
机座与端盖 Stator and end shields	材料 Material	铸铁 Cast iron				
	油漆颜色 Paint color shade	Munsell 蓝 8B 4.5/3.25 Munsell blue 8B 4.5/3.25				
	防腐蚀等级 Corrosion class	C3 (中等) C3 (medium)				
底脚 Feet		一体式铸铁底脚 Integrated cast iron feet				
轴承 Bearings	D 端 D-end	6309-2Z/C3	6310-2Z/C3	6312-2Z/C3	6313-2Z/C3	6315-2Z/C3
	N 端 N-end	6209-2Z/C3	6309-2Z/C3	6309-2Z/C3	6310-2Z/C3	6312-2Z/C3
轴向锁定轴承 Axially locked bearings		D 端锁定 Locked at D-end				
轴承密封 Bearing seals	D 端, N 端 D-end, N-end	V 形圈 V-ring				
润滑 Lubrication		封闭式轴承 Bearings greased for life				
铭牌 Rating plate	材料 Material	不锈钢 Stainless steel				
接线盒 Terminal box	接线盒材料 Frame material	铸铁 Cast iron				
	接线盒盖材料 Cover material	铸铁 Cast iron				
	防腐蚀等级 Corrosion class	C3 (中等) C3 (medium)				
	螺钉 Screws	电镀锌钢 Zinc-electroplated steel				
	螺纹孔 Threaded openings	2xM40+M16			2xM63+M16	
连接件 Connections	最大铜线 (Cu) 截面积 (mm ²) Max Cu-area mm ²	35			70	
	接线 Terminals	电缆接线头, 6 个端子 Cable lugs, 6 terminals				
风扇 Fan	材料 Material	玻璃纤维增强聚丙烯 Glass-fiber reinforced polypropylene				
风罩 Fan cover	材料 Material	钢板 Steel				
	油漆颜色 Paint color shade	Munsell 蓝 8B 4.5/3.25 Munsell blue 8B 4.5/3.25				
	防腐蚀等级 Corrosion class	C3 (中等) C3 (medium)				
定子绕组 Stator winding	材料 Material	铜 Copper				
	绝缘 Insulation	F 级绝缘, B 级温升, 除非另有规定 Insulation class F. Temperature rise class B unless otherwise stated				
	绕组保护 Winding protection	可选 As option				
转子绕组 Rotor winding	材料 Material	压铸铝 Pressure die-cast aluminum				
平衡方法 Balancing method		半键平衡 Half-key balancing as standard				
排水孔 Drain holes		排水孔具有可闭合塞, 交付时为打开状态 Drain holes with closable plastic plugs, open on delivery				
键槽 Keyway		开口槽 Open keyway				
防护等级 Enclosure		IP 55				
冷却方式 Cooling method		IC 411				
吊环 Lifting lug		一体式铸铁吊环 Integrated cast iron lifting lug				

一般用途电机简介

General performance motors in brief

机座号 280-355

Frame size 280-355

电机尺寸 Motor size		280	315	355
机座与端盖 Stator and end shields	材料 Material	铸铁 Cast iron		
	油漆颜色 Paint color shade	Munsell 蓝 8B 4.5/3.25 Munsell blue 8B 4.5/3.25		
	防腐蚀等级 Corrosion class	C3 (中等) C3 (medium)		
底脚 Feet		一体式铸铁底脚 Integrated cast iron feet		
轴承 Bearings	D 端 D-end	6316/C3	6316/C3(2P) 6319/C3(4-6P)	6316/C3(2P) 6322/C3(4-6P)
	N 端 N-end	6316/C3	6316/C3	6316/C3
	轴向锁定轴承 Axially locked bearings	D 端锁定 Locked at D-end		
轴承密封 Bearing seals	D 端, N 端 D-end, N-end	V 形圈 V-ring		
润滑 Lubrication		可润滑轴承 Regreasable bearings		
铭牌 Rating plate	材料 Material	不锈钢 Stainless steel		
接线盒 Terminal box	接线盒材料 Frame material	铸铁 Cast iron		
	接线盒盖材料 Cover material	铸铁 Cast iron		
	防腐蚀等级 Corrosion class	C3 (中等) C3 (medium)		
	螺钉 Screws	电镀锌钢 Zinc-electroplated steel		
	螺纹孔 Threaded openings	2xM63+2xM20	2xM63+2xM20	2xM75+2xM20
连接件 Connections	最大铜线 (Cu) 截面积 (mm ²) Max Cu-area mm ²	2x150	2x240	4x240
	接线 Terminals	电缆接头, 6 个端子 Cable lugs, 6 terminals		
风扇 Fan	材料 Material	玻璃纤维增强聚丙烯/金属 Glass-fiber reinforced polypropylene/Metal		
风罩 Fan cover	材料 Material	钢板 Steel		
	油漆颜色 Paint color shade	Munsell 蓝 8B 4.5/3.25 Munsell blue 8B 4.5/3.25		
	防腐蚀等级 Corrosion class	C3 (中等) C3 (medium)		
定子绕组 Stator winding	材料 Material	铜 Copper		
	绝缘 Insulation	F 级绝缘, B 级温升, 除非另有规定 Insulation class F. Temperature rise class B unless otherwise stated		
	绕组保护 Winding protection	定子绕组安装 PTC 热敏电阻 (3 个串联), 150°C PTC - thermistors (3 in series), 150 °C, in stator winding.		
转子绕组 Rotor winding	材料 Material	压铸铝 Pressure die-cast aluminum		
平衡方法 Balancing method		半键平衡 Half-key balancing as standard		
排水孔 Drain holes		排水孔具有可闭合塞, 交付时为打开状态 Drain holes with closable plastic plugs, open on delivery		
键槽 Keyway		开口槽 Open keyway		
防护等级 Enclosure		IP 55		
冷却方式 Cooling method		IC 411		
吊环 Lifting lug		分体式钢制吊环, 通过吊环螺纹连接到机座 Separate steel lifting lug, bolted to the stator		



ABB电机与发电机业务各区销售办事处联系方式

华北区（北京、天津、河北、河南、山西及内蒙古）
中国北京市朝阳区酒仙桥北路甲10号D区1号 401楼
邮编：100015
电话：010-8456 6688
传真：010-6423 1613

华南区（广东、广西、福建及海南）
广东省广州市珠江新城珠江西路15号珠江城大厦29楼
邮编：510623
电话：020-3785 0613
传真：020-3785 0608

华东区（上海、浙江、江苏、安徽及山东）
上海市闵行区天星路380号
邮编：200245
电话：021-6113 7688
传真：021-6113 7788

西北区（陕西、宁夏、青海、甘肃及新疆）
西安市经济技术开发区文景路中段158号3层
邮编：710075
电话：029-8575 8266
传真：029-8575 8277

西南区（四川、云南、贵州、西藏及重庆）
成都市武侯区人民南路4段三号来福士广场塔T1楼
803-805室
邮编：610042
电话：028-8526 8800
传真：028-8526 8900

华中区（湖北、湖南及江西）
湖北省武汉市武昌区临江大道96号武汉万达中心21楼
邮编：430060
电话：027-8839 5888
传真：027-8839 5999

东北区（辽宁、吉林及黑龙江）
辽宁省沈阳市沈河区青年大街1-1号
市府恒隆广场办公楼1座3610-3612单元
邮编：110063
电话：024-3132 7741
传真：024-3132 6699

<http://new.abb.com/motors-generators/zh>



了解更多，请扫码关注ABB电机与发电机微信公众号。

我们有权进行技术修改或更改本文件内容，恕不另行通知。采购订单适用协议细节。对本文件可能存在的失误或信息不足，ABB不承担任何责任。

我们保留对本文件、主题及其中插图的所有权。禁止在未事先获得ABB书面同意的情况下向第三方复印、公布或私自使用本文件内容（无论是全部内容还是部分内容）。

© Copyright 2020 ABB.
版权所有。
All rights reserved